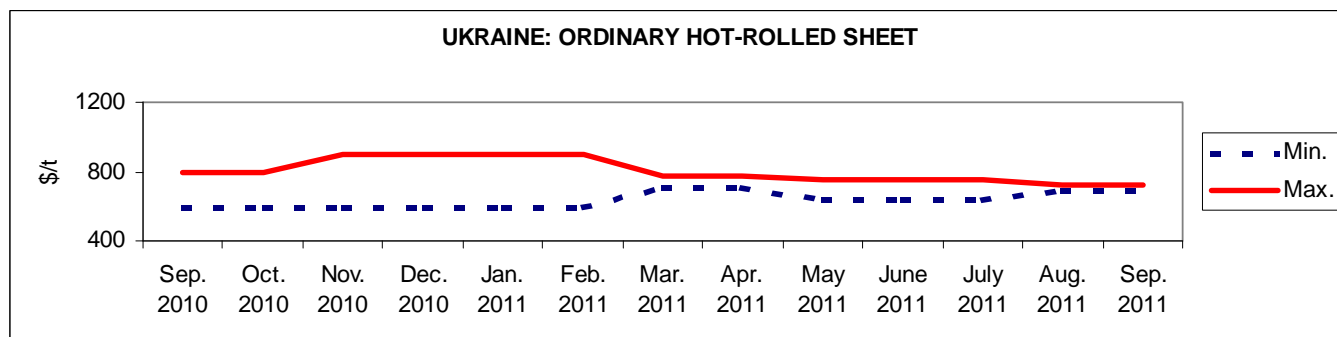


METALS OF UKRAINE & RUSSIA: ORDINARY HOT-ROLLED SHEET, SEPTEMBER 2011

Month	Russian market, \$/t, \$1/RUR28.0758*		Ukrainian market, \$/t without VAT, \$1/UAH7.9723*		Export, Ukraine, \$/t, FOB Black sea ports		Export, Russia, \$/t, FOB Black sea ports	
	min	max	min	max	min	max	min	max
August	676.92	997.20	689.89	722.50	685.00	750.00	690.00	850.00
September	712.36	936.75	689.89	722.50	670.00	750.00	685.00	850.00

* - Ukrainian Hrivna and Russian Rouble exchange rates are as of 30.09.11 according to the National Bank of Ukraine and the Central Bank of the Russian Federation.

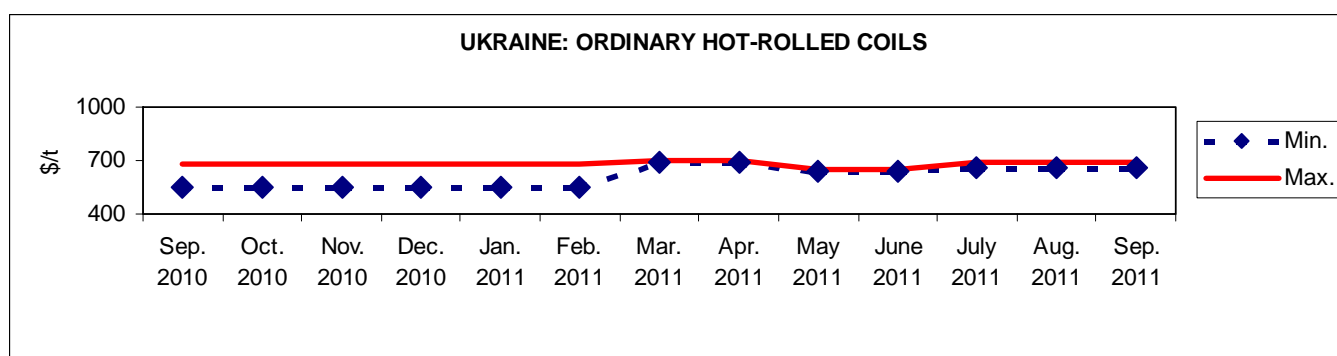


Ukrainian export prices have decreased by \$15, Russian export prices – by \$5. ([Ukrainian Metal](#))

METALS OF UKRAINE & RUSSIA: ORDINARY HOT-ROLLED COILS, SEPTEMBER 2011

Month	Russian market, \$/t, \$1/RUR28.0758*		Ukrainian market, \$/t, \$1/UAH7.9723*		Export, Ukraine, \$/t, FOB Black sea ports		Export, Russia, \$/t, FOB Black sea ports	
	min	max	min	max	min	max	min	max
August	757.79	915.62	664.80	694.91	685.00	705.00	690.00	710.00
September	757.79	915.62	664.80	694.91	670.00	685.00	685.00	715.00

* - Ukrainian Hrivna and Russian Rouble exchange rates are as of 30.09.11 according to the National Bank of Ukraine and the Central Bank of the Russian Federation.

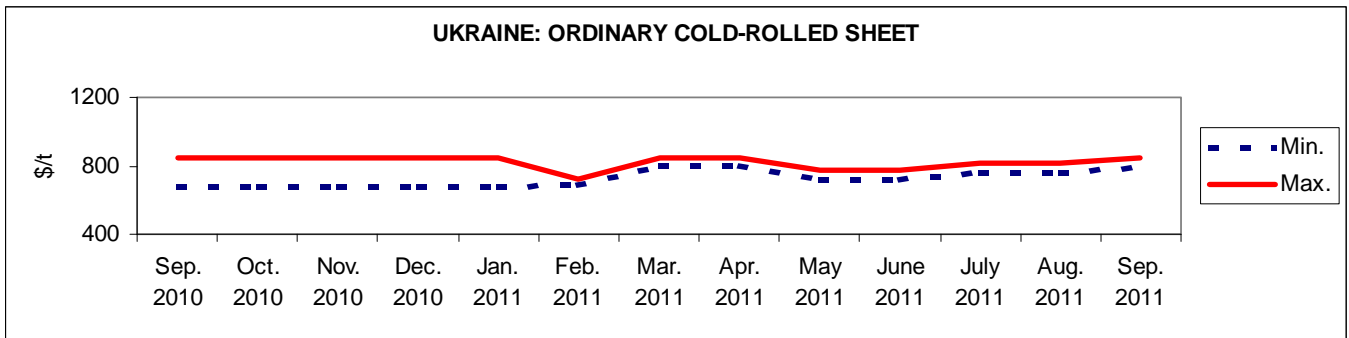


Ukrainian export prices have decreased by \$15-20, Russian minimal export prices have decreased by \$5, maximum export prices have increased by \$5. ([Ukrainian Metal](#))

METALS OF UKRAINE & RUSSIA: ORDINARY COLD-ROLLED SHEET, SEPTEMBER 2011

Month	Russian market, \$/t, \$1/RUR28.0758*		Ukrainian market, \$/t, \$1/UAH7.9723*		Export, Ukraine, \$/t, FOB Black sea ports		Export, Russia, \$/t, FOB Black sea ports	
	min	max	min	max	min	max	min	max
August	893.88	1140.78	763.89	817.20	810.00	820.00	800.00	820.00
September	893.65	1113.06	794.00	847.31	770.00	775.00	805.00	810.00

* - Ukrainian Hrivna and Russian Rouble exchange rates are as of 30.09.11 according to the National Bank of Ukraine and the Central Bank of the Russian Federation. ([Ukrainian Metal](#))

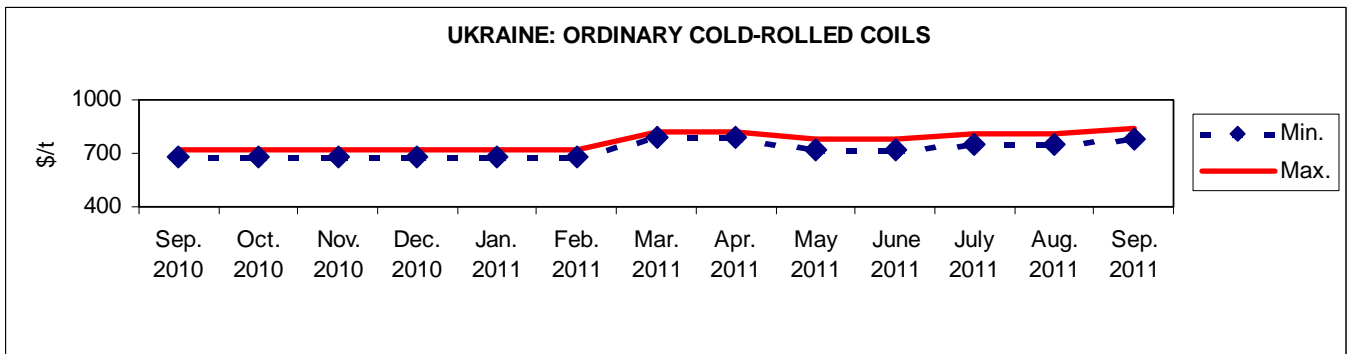


Ukrainian export prices have decreased by \$40-45, Russian minimal export prices have increased by \$5, maximum export prices have decreased by \$10. ([Ukrainian Metal](#))

METALS OF UKRAINE & RUSSIA: ORDINARY COLD-ROLLED COILS, SEPTEMBER 2011

Month	Russian market, \$/t, \$1/RUR28.0758*		Ukrainian market, \$/t, \$1/UAH7.9723*		Export, Ukraine, \$/t, FOB Black sea ports		Export, Russia, \$/t, FOB Black sea ports	
	min	max	min	max	min	max	min	max
August	893.88	1140.78	745.08	807.30	810.00	820.00	800.00	820.00
September	893.65	1113.06	775.18	837.40	770.00	775.00	805.00	810.00

* - Ukrainian Hrivna and Russian Rouble exchange rates are as of 30.09.11 according to the National Bank of Ukraine and the Central Bank of the Russian Federation.



Ukrainian export prices have decreased by \$40-45, Russian minimal export prices have increased by \$5, maximum export prices have decreased by \$10. ([Ukrainian Metal](#))