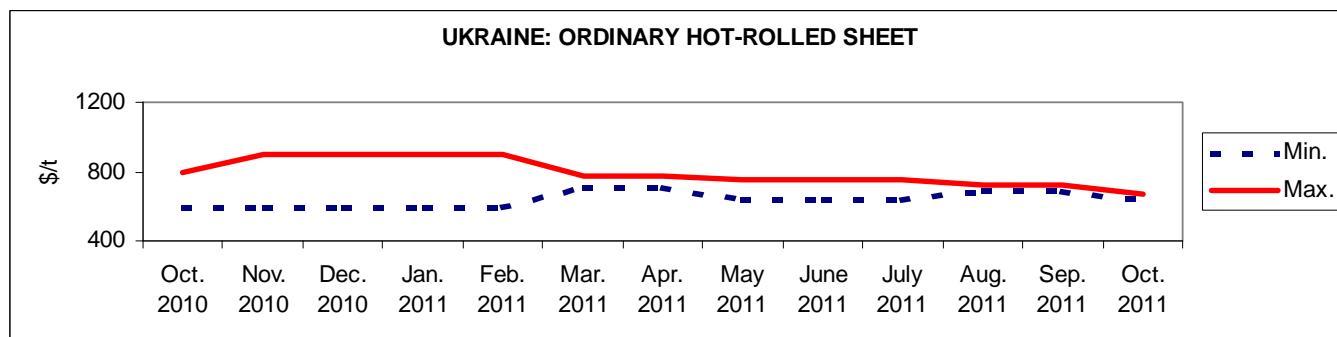


METALS OF UKRAINE & RUSSIA: ORDINARY HOT-ROLLED SHEET, OCTOBER 2011

Month	Russian market, \$/t, \$1/RUR28.0758*		Ukrainian market, \$/t without VAT, \$1/UAH7.9723*		Export, Ukraine, \$/t, FOB Black sea ports		Export, Russia, \$/t, FOB Black sea ports	
	min	max	min	max	min	max	min	max
September	712.36	936.75	689.89	722.50	670.00	750.00	685.00	850.00
October	712.36	935.33	639.72	672.33	600.00	710.00	660.00	790.00

* - Ukrainian Hrivna and Russian Rouble exchange rates are as of 31.10.11 according to the National Bank of Ukraine and the Central Bank of the Russian Federation.

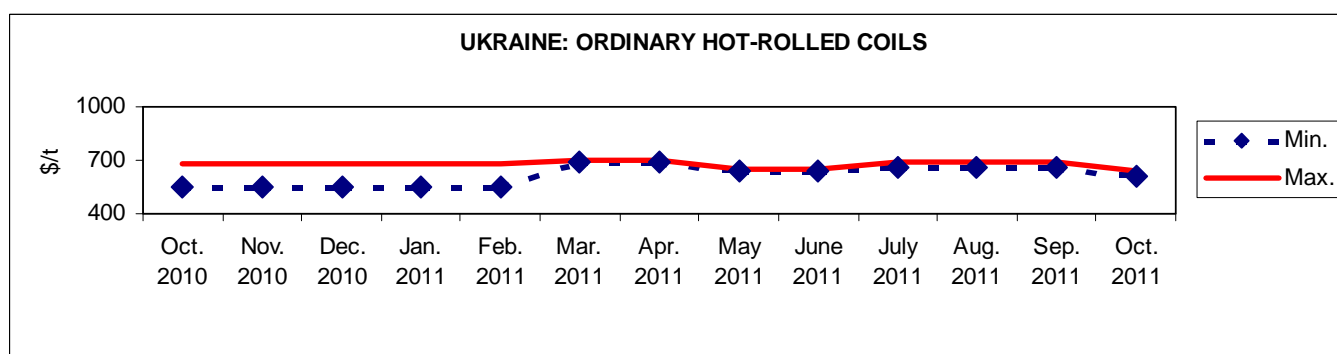


Ukrainian export prices have decreased by \$40-70, Russian export prices - by \$25-60. ([Ukrainian Metal](#))

METALS OF UKRAINE & RUSSIA: ORDINARY HOT-ROLLED COILS, OCTOBER 2011

Month	Russian market, \$/t, \$1/RUR28.0758*		Ukrainian market, \$/t, \$1/UAH7.9723*		Export, Ukraine, \$/t, FOB Black sea ports		Export, Russia, \$/t, FOB Black sea ports	
	min	max	min	max	min	max	min	max
September	757.79	915.62	664.80	694.91	670.00	685.00	685.00	715.00
October	757.79	915.62	614.63	644.73	600.00	630.00	660.00	670.00

* - Ukrainian Hrivna and Russian Rouble exchange rates are as of 31.10.11 according to the National Bank of Ukraine and the Central Bank of the Russian Federation.

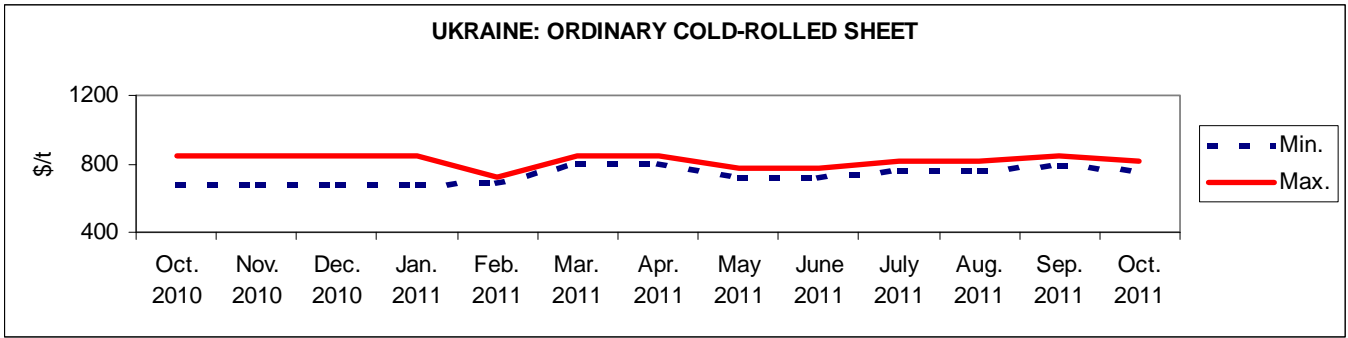


Ukrainian export prices have decreased by \$55-70, Russian export prices - by \$25-45. ([Ukrainian Metal](#))

METALS OF UKRAINE & RUSSIA: ORDINARY COLD-ROLLED SHEET, OCTOBER 2011

Month	Russian market, \$/t, \$1/RUR28.0758*		Ukrainian market, \$/t, \$1/UAH7.9723*		Export, Ukraine, \$/t, FOB Black sea ports		Export, Russia, \$/t, FOB Black sea ports	
	min	max	min	max	min	max	min	max
September	893.65	1113.06	794.00	847.31	770.00	775.00	805.00	810.00
October	893.65	1113.06	763.89	817.20	710.00	730.00	760.00	785.00

* - Ukrainian Hrivna and Russian Rouble exchange rates are as of 31.10.11 according to the National Bank of Ukraine and the Central Bank of the Russian Federation.

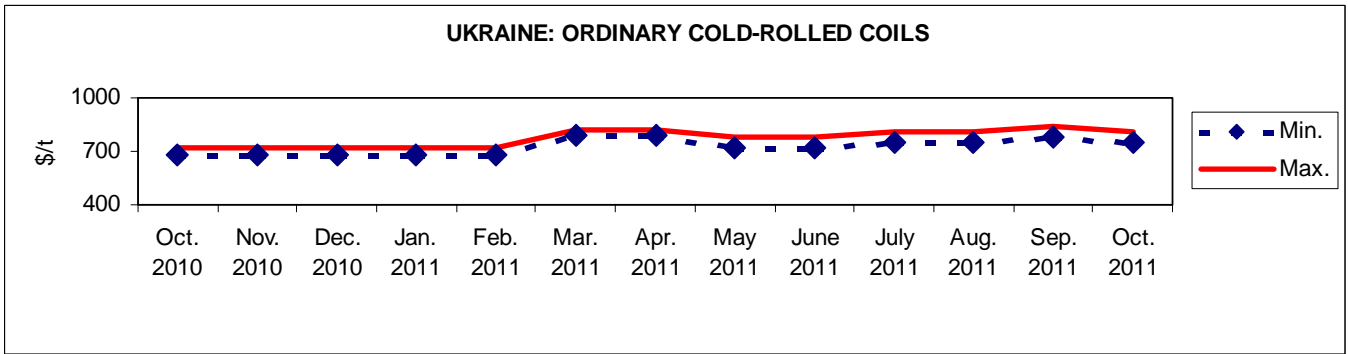


Ukrainian export prices have decreased by \$45-60, Russian export prices - by \$25-45. ([Ukrainian Metal](#))

METALS OF UKRAINE & RUSSIA: ORDINARY COLD-ROLLED COILS, OCTOBER 2011

Month	Russian market, \$/t, \$1/RUR28.0758*		Ukrainian market, \$/t, \$1/UAH7.9723*		Export, Ukraine, \$/t, FOB Black sea ports		Export, Russia, \$/t, FOB Black sea ports	
	min	max	min	max	min	max	min	max
September	893.65	1113.06	775.18	837.40	770.00	775.00	805.00	810.00
October	893.65	1113.06	745.08	807.30	710.00	730.00	760.00	785.00

* - Ukrainian Hrivna and Russian Rouble exchange rates are as of 31.10.11 according to the National Bank of Ukraine and the Central Bank of the Russian Federation.



Ukrainian export prices have decreased by \$45-60, Russian export prices - by \$25-45. ([Ukrainian Metal](#))