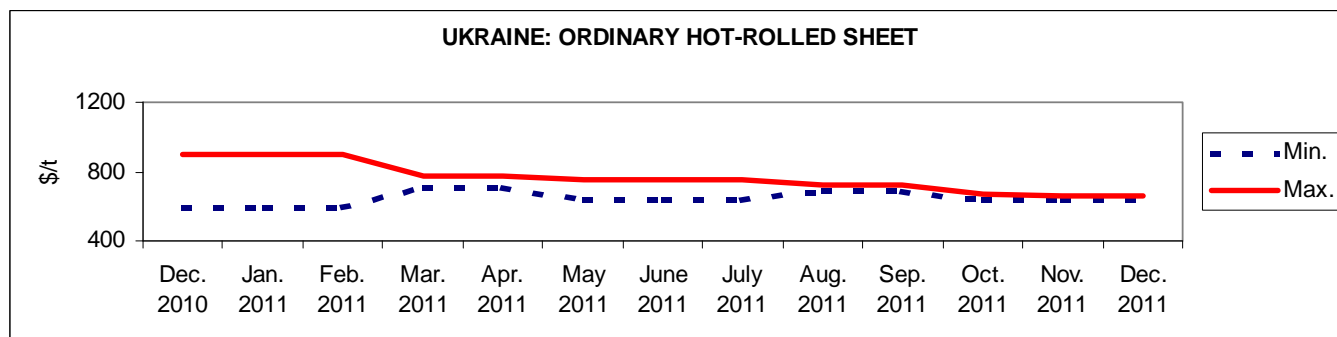


**METALS OF UKRAINE & RUSSIA: ORDINARY HOT-ROLLED SHEET, DECEMBER 2011**

Month	Russian market, \$/t, \$1/RUR32.1961*		Ukrainian market, \$/t without VAT, \$1/UAH7.9898*		Export, Ukraine, \$/t, FOB Black sea ports		Export, Russia, \$/t, FOB Black sea ports	
	min	max	min	max	min	max	min	max
November	590.13	815.63	638.31	658.34	560.00	650.00	580.00	700.00
December	590.13	815.63	638.31	658.34	540.00	610.00	560.00	660.00

\* - Ukrainian Hrivna and Russian Rouble exchange rates are as of 31.12.11 according to the National Bank of Ukraine and the Central Bank of the Russian Federation.

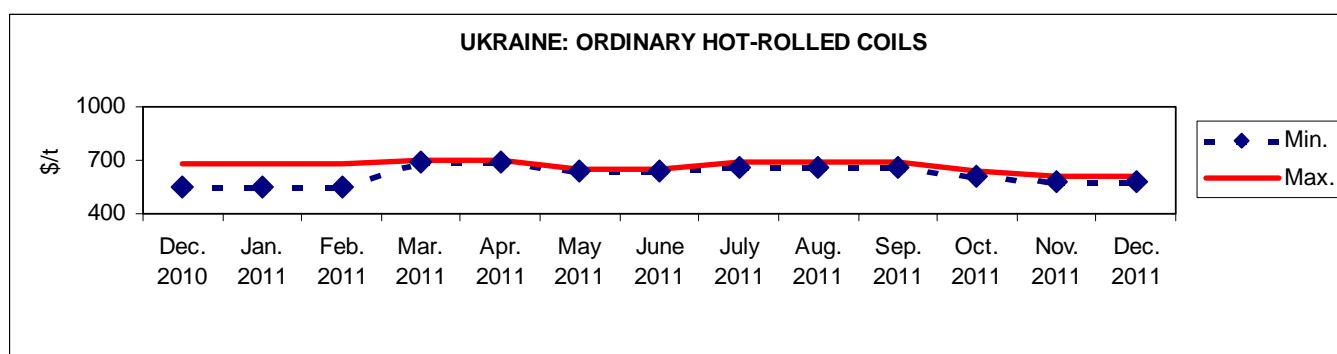


Ukrainian export prices have decreased by \$20-40, Russian export prices – by \$20-40. ([Ukrainian Metal](#))

**METALS OF UKRAINE & RUSSIA: ORDINARY HOT-ROLLED COILS, DECEMBER 2011**

Month	Russian market, \$/t, \$1/RUR32.1961*		Ukrainian market, \$/t, \$1/UAH7.9898*		Export, Ukraine, \$/t, FOB Black sea ports		Export, Russia, \$/t, FOB Black sea ports	
	min	max	min	max	min	max	min	max
November	660.64	798.23	580.74	610.78	560.00	590.00	580.00	600.00
December	639.83	798.23	580.74	610.78	540.00	560.00	560.00	600.00

\* - Ukrainian Hrivna and Russian Rouble exchange rates are as of 31.12.11 according to the National Bank of Ukraine and the Central Bank of the Russian Federation.

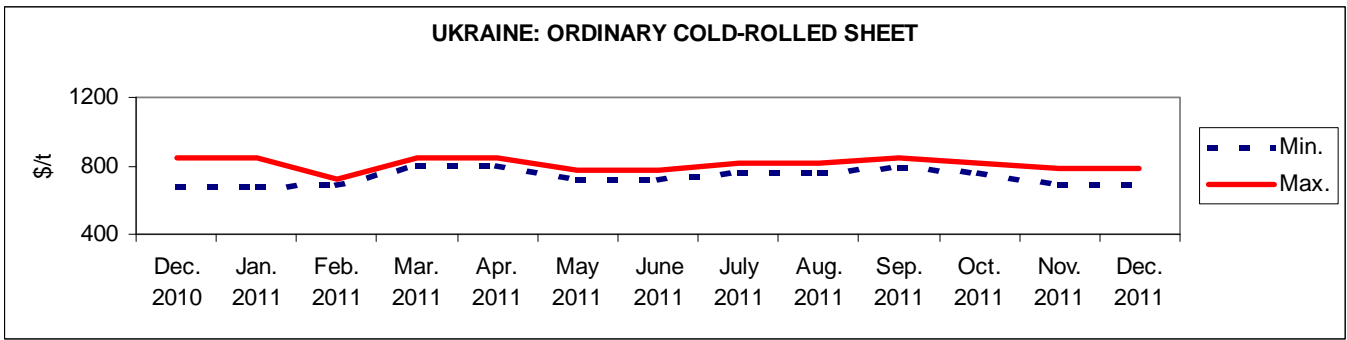


Ukrainian export prices have decreased by \$20-30, Russian export prices – by \$20. ([Ukrainian Metal](#))

**METALS OF UKRAINE & RUSSIA: ORDINARY COLD-ROLLED SHEET, DECEMBER 2011**

Month	Russian market, \$/t, \$1/RUR32.1961*		Ukrainian market, \$/t, \$1/UAH7.9898*		Export, Ukraine, \$/t, FOB Black sea ports		Export, Russia, \$/t, FOB Black sea ports	
	min	max	min	max	min	max	min	max
November	779.29	970.61	690.26	783.50	680.00	690.00	680.00	695.00
December	779.29	954.77	690.26	783.50	665.00	670.00	670.00	700.00

\* - Ukrainian Hrivna and Russian Rouble exchange rates are as of 31.12.11 according to the National Bank of Ukraine and the Central Bank of the Russian Federation.

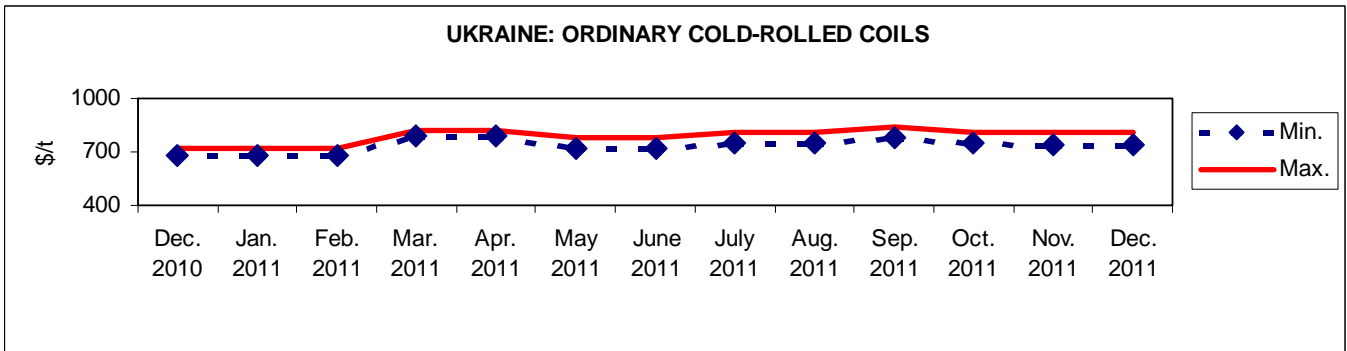


Ukrainian export prices have decreased by \$15-20, average minimum Russian export prices have decreased by \$10, while average maximum prices have increased by \$5. ([Ukrainian Metal](#))

**METALS OF UKRAINE & RUSSIA: ORDINARY COLD-ROLLED COILS, DECEMBER 2011**

Month	Russian market, \$/t, \$1/RUR32.1961*		Ukrainian market, \$/t, \$1/UAH7.9898*		Export, Ukraine, \$/t, FOB Black sea ports		Export, Russia, \$/t, FOB Black sea ports	
	min	max	min	max	min	max	min	max
November	779.29	970.61	743.45	805.53	680.00	690.00	680.00	695.00
December	779.29	954.77	743.45	805.53	665.00	670.00	670.00	700.00

\* - Ukrainian Hrivna and Russian Rouble exchange rates are as of 31.12.11 according to the National Bank of Ukraine and the Central Bank of the Russian Federation.



Ukrainian export prices have decreased by \$15-20, average minimum Russian export prices have decreased by \$10, while average maximum prices have increased by \$5. ([Ukrainian Metal](#))