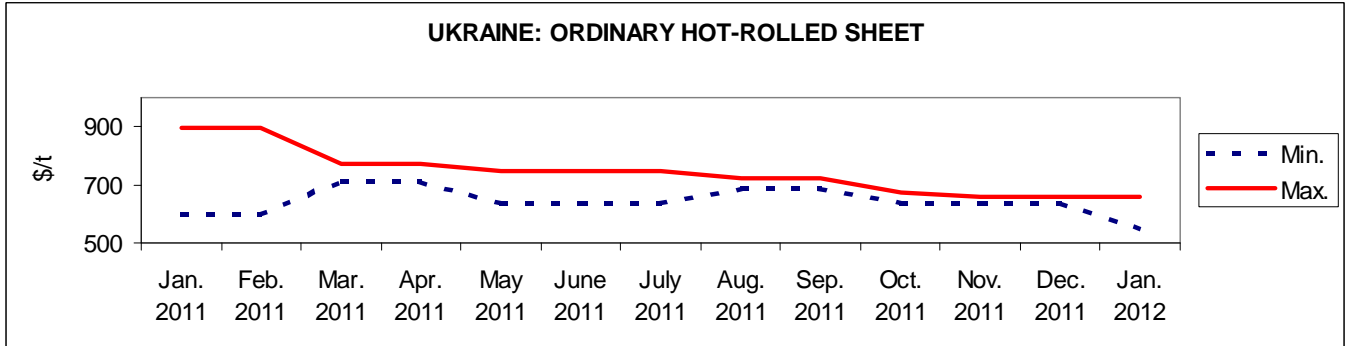


**METALS OF UKRAINE & RUSSIA: ORDINARY HOT-ROLLED SHEET, JANUARY 2012**

Month	Russian market, \$/t, \$1/RUR32.1961*		Ukrainian market, \$/t without VAT, \$1/UAH7.9898*		Export, Ukraine, \$/t, FOB Black sea ports		Export, Russia, \$/t, FOB Black sea ports	
	min	max	min	max	min	max	min	max
December	590.13	815.63	638.31	658.34	540.00	610.00	560.00	660.00
January	574.60	815.63	550.70	660.22	590.00	650.00	605.00	680.00

\* - Ukrainian Hrivna and Russian Rouble exchange rates are as of 31.01.12 according to the National Bank of Ukraine and the Central Bank of the Russian Federation.

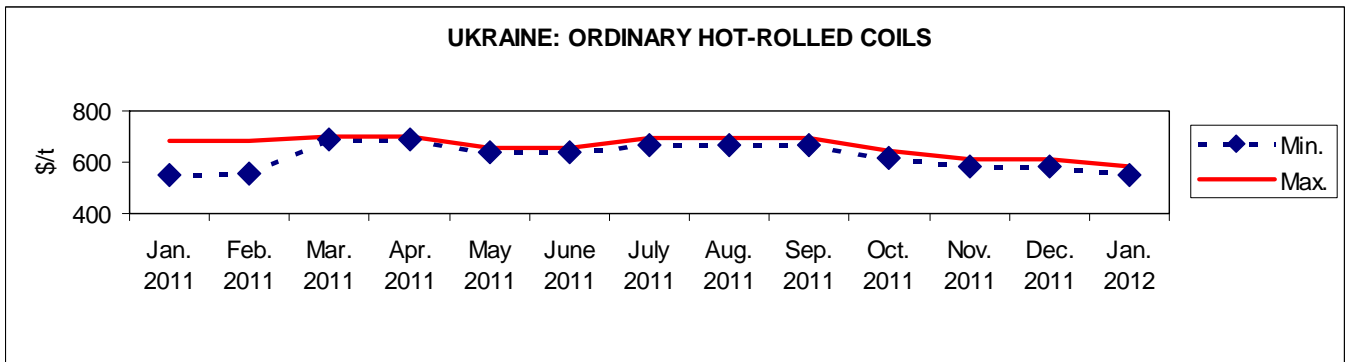


Ukrainian export prices have increased by \$50-60, Russian export prices – by \$20-45. ([Ukrainian Metal](#))

**METALS OF UKRAINE & RUSSIA: ORDINARY HOT-ROLLED COILS, JANUARY 2012**

Month	Russian market, \$/t, \$1/RUR32.1961*		Ukrainian market, \$/t, \$1/UAH7.9898*		Export, Ukraine, \$/t, FOB Black sea ports		Export, Russia, \$/t, FOB Black sea ports	
	min	max	min	max	min	max	min	max
December	639.83	798.23	580.74	610.78	540.00	560.00	560.00	600.00
January	622.75	747.61	550.70	580.74	590.00	605.00	605.00	630.00

\* - Ukrainian Hrivna and Russian Rouble exchange rates are as of 31.01.12 according to the National Bank of Ukraine and the Central Bank of the Russian Federation.

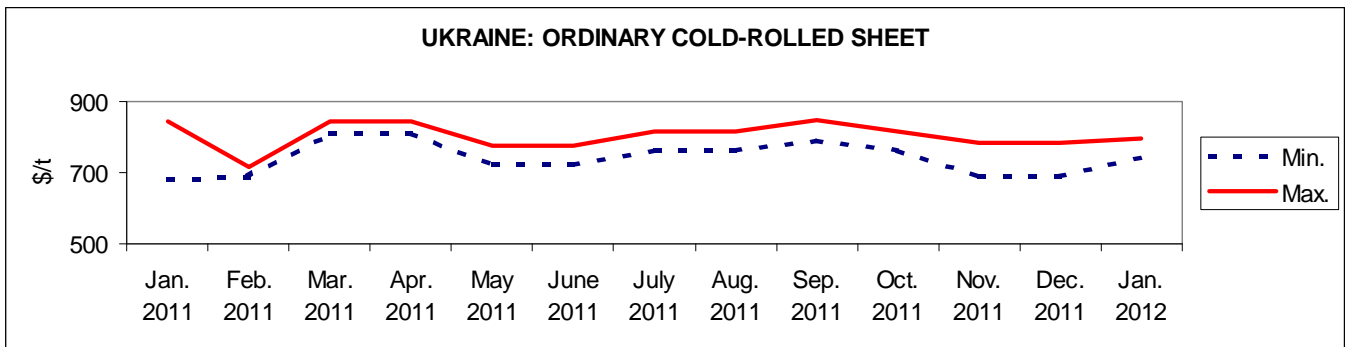


Ukrainian export prices have increased by \$45-50, Russian export prices – by \$30-45. ([Ukrainian Metal](#))

**METALS OF UKRAINE & RUSSIA: ORDINARY COLD-ROLLED SHEET, JANUARY 2012**

Month	Russian market, \$/t, \$1/RUR32.1961*		Ukrainian market, \$/t, \$1/UAH7.9898*		Export, Ukraine, \$/t, FOB Black sea ports		Export, Russia, \$/t, FOB Black sea ports	
	min	max	min	max	min	max	min	max
December	779.29	954.77	690.26	783.50	665.00	670.00	670.00	700.00
January	762.51	954.77	742.20	795.39	700.00	705.00	695.00	735.00

\* - Ukrainian Hrivna and Russian Rouble exchange rates are as of 31.01.12 according to the National Bank of Ukraine and the Central Bank of the Russian Federation.

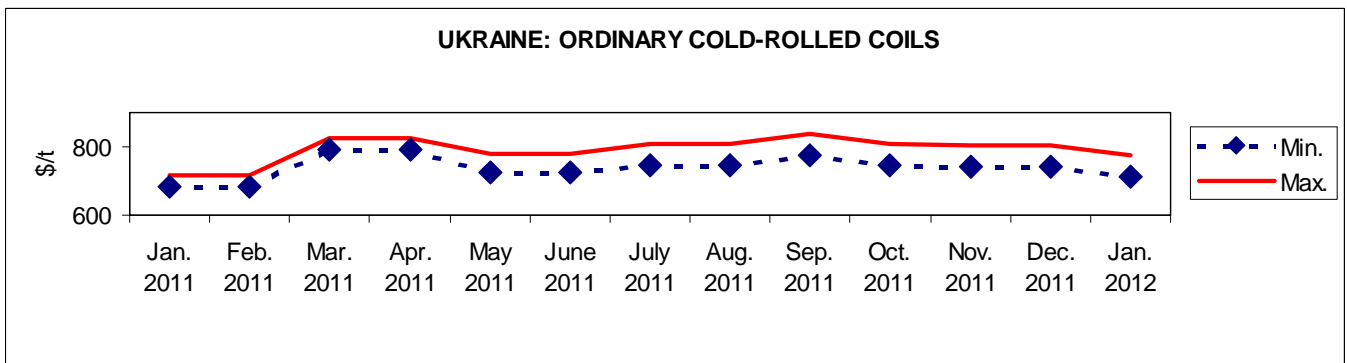


Ukrainian export prices have increased by \$35, Russian export prices – by \$25-35. ([Ukrainian Metal](#))

**METALS OF UKRAINE & RUSSIA: ORDINARY COLD-ROLLED COILS, JANUARY 2012**

Month	Russian market, \$/t, \$1/RUR32.1961*		Ukrainian market, \$/t, \$1/UAH7.9898*		Export, Ukraine, \$/t, FOB Black sea ports		Export, Russia, \$/t, FOB Black sea ports	
	min	max	min	max	min	max	min	max
December	779.29	954.77	743.45	805.53	665.00	670.00	670.00	700.00
January	762.51	954.77	713.41	775.49	700.00	705.00	695.00	735.00

\* - Ukrainian Hrivna and Russian Rouble exchange rates are as of 31.01.12 according to the National Bank of Ukraine and the Central Bank of the Russian Federation.



Ukrainian export prices have increased by \$35, Russian export prices – by \$25-35. ([Ukrainian Metal](#))