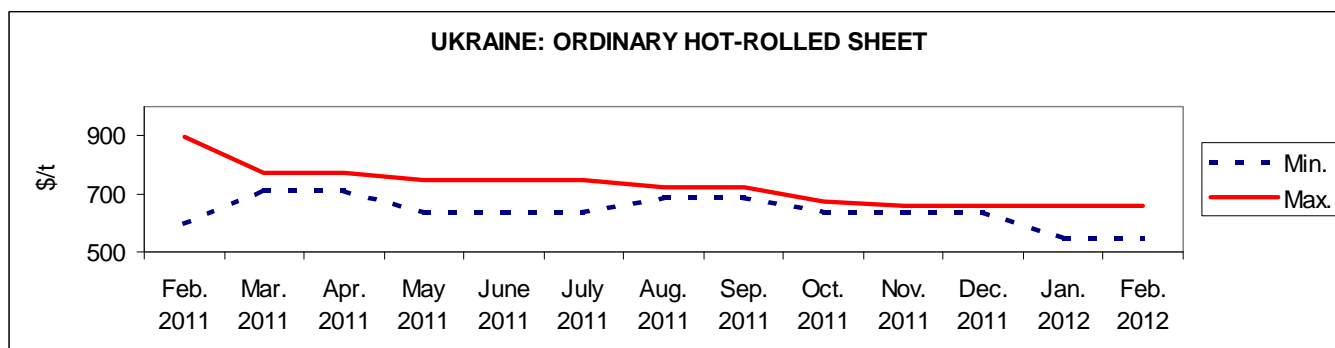


**METALS OF UKRAINE & RUSSIA: ORDINARY HOT-ROLLED SHEET, FEBRUARY 2012**

Month	Russian market, \$/t, \$1/RUR32.1961*		Ukrainian market, \$/t without VAT, \$1/UAH7.9898*		Export, Ukraine, \$/t, FOB Black sea ports		Export, Russia, \$/t, FOB Black sea ports	
	min	max	min	max	min	max	min	max
January	574.60	815.63	550.70	660.22	590.00	650.00	605.00	680.00
February	559.07	815.63	550.70	660.22	590.00	650.00	605.00	680.00

\* - Ukrainian Hrivna and Russian Rouble exchange rates are as of 29.02.12 according to the National Bank of Ukraine and the Central Bank of the Russian Federation.

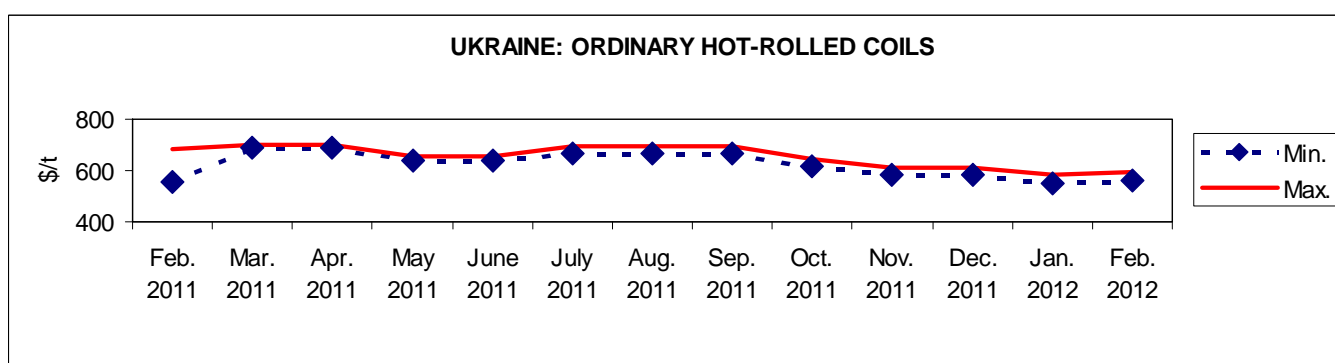


[\(Ukrainian Metal\)](#)

**METALS OF UKRAINE & RUSSIA: ORDINARY HOT-ROLLED COILS, FEBRUARY 2012**

Month	Russian market, \$/t, \$1/RUR32.1961*		Ukrainian market, \$/t, \$1/UAH7.9898*		Export, Ukraine, \$/t, FOB Black sea ports		Export, Russia, \$/t, FOB Black sea ports	
	min	max	min	max	min	max	min	max
January	622.75	747.61	550.70	580.74	590.00	605.00	605.00	630.00
February	622.75	747.61	560.71	594.51	590.00	615.00	605.00	660.00

\* - Ukrainian Hrivna and Russian Rouble exchange rates are as of 29.02.12 according to the National Bank of Ukraine and the Central Bank of the Russian Federation.

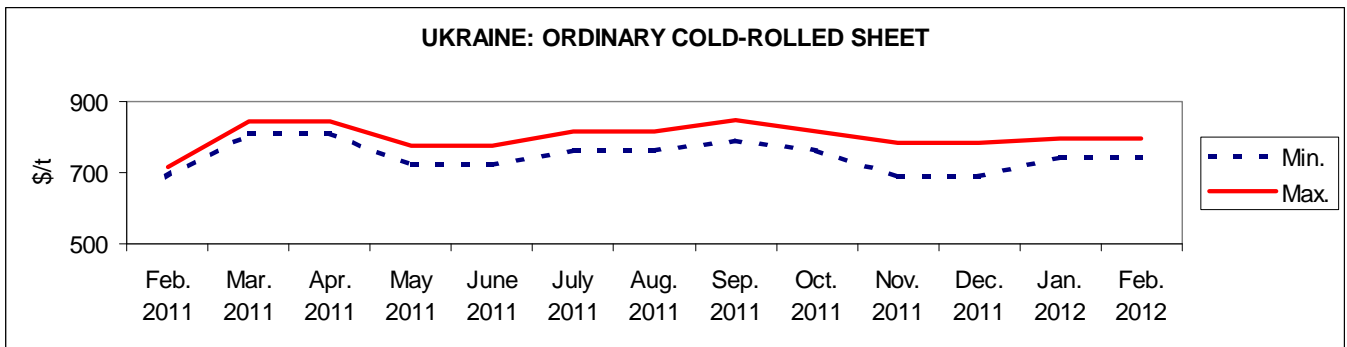


Ukrainian export prices have increased by \$10, Russian export prices – by \$30. [\(Ukrainian Metal\)](#)

**METALS OF UKRAINE & RUSSIA: ORDINARY COLD-ROLLED SHEET, FEBRUARY 2012**

Month	Russian market, \$/t, \$1/RUR32.1961*		Ukrainian market, \$/t, \$1/UAH7.9898*		Export, Ukraine, \$/t, FOB Black sea ports		Export, Russia, \$/t, FOB Black sea ports	
	min	max	min	max	min	max	min	max
January	762.51	954.77	742.20	795.39	700.00	705.00	695.00	735.00
February	762.51	954.77	742.20	795.39	690.00	715.00	690.00	730.00

\* - Ukrainian Hrivna and Russian Rouble exchange rates are as of 29.02.12 according to the National Bank of Ukraine and the Central Bank of the Russian Federation.

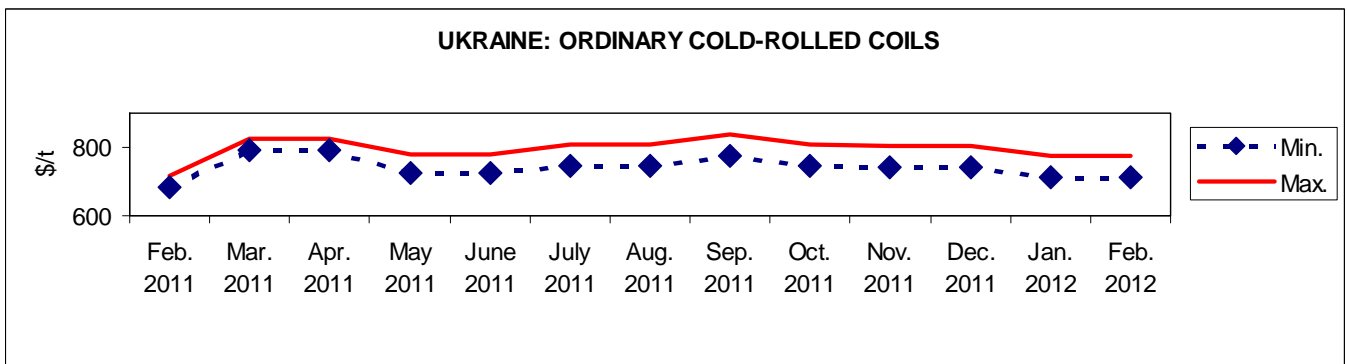


Ukrainian minimal export prices have decreased by \$10, maximum export prices have increased by \$10, Russian export prices have decreased by \$5. ([Ukrainian Metal](#))

**METALS OF UKRAINE & RUSSIA: ORDINARY COLD-ROLLED COILS, FEBRUARY 2012**

Month	Russian market, \$/t, \$1/RUR32.1961*		Ukrainian market, \$/t, \$1/UAH7.9898*		Export, Ukraine, \$/t, FOB Black sea ports		Export, Russia, \$/t, FOB Black sea ports	
	min	max	min	max	min	max	min	max
January	762.51	954.77	713.41	775.49	700.00	705.00	695.00	735.00
February	762.51	954.77	713.41	775.49	690.00	715.00	690.00	730.00

\* - Ukrainian Hrivna and Russian Rouble exchange rates are as of 29.02.12 according to the National Bank of Ukraine and the Central Bank of the Russian Federation.



Ukrainian minimal export prices have decreased by \$10, maximum export prices have increased by \$10, Russian export prices have decreased by \$5. ([Ukrainian Metal](#))