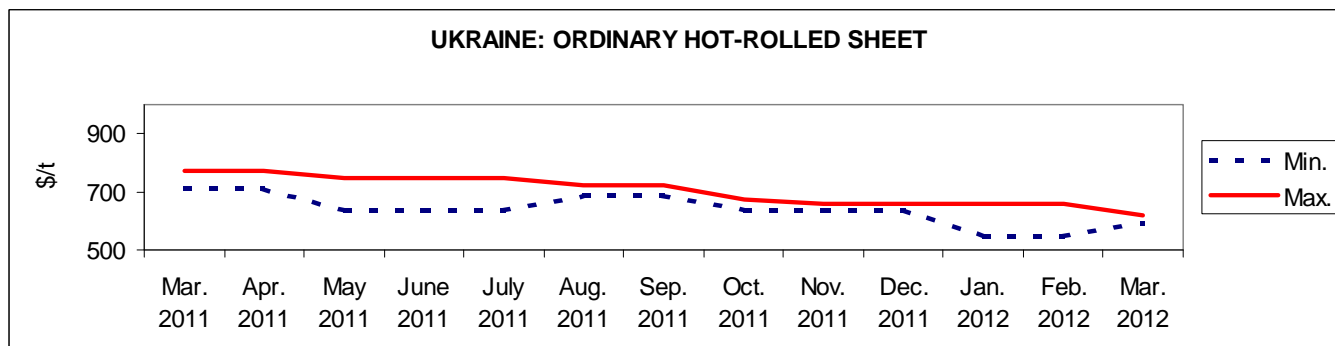


METALS OF UKRAINE & RUSSIA: ORDINARY HOT-ROLLED SHEET, MARCH 2012

Month	Russian market, \$/t, \$1/RUR32.1961*		Ukrainian market, \$/t without VAT, \$1/UAH7.9898*		Export, Ukraine, \$/t, FOB Black sea ports		Export, Russia, \$/t, FOB Black sea ports	
	min	max	min	max	min	max	min	max
February	559.07	815.63	550.70	660.22	590.00	650.00	605.00	680.00
March	559.07	815.63	593.26	620.79	610.00	670.00	635.00	680.00

* - Ukrainian Hrivna and Russian Rouble exchange rates are as of 31.03.12 according to the National Bank of Ukraine and the Central Bank of the Russian Federation.

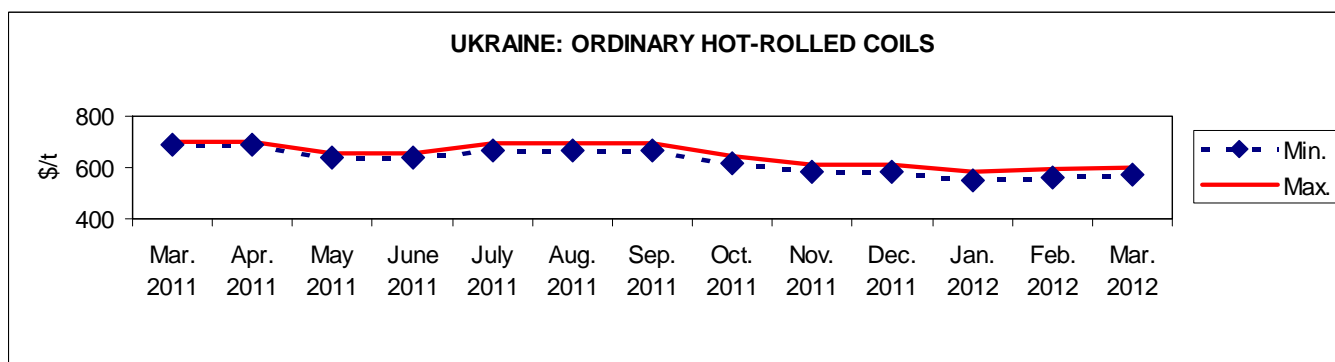


[\(Ukrainian Metal\)](#)

METALS OF UKRAINE & RUSSIA: ORDINARY HOT-ROLLED COILS, MARCH 2012

Month	Russian market, \$/t, \$1/RUR32.1961*		Ukrainian market, \$/t, \$1/UAH7.9898*		Export, Ukraine, \$/t, FOB Black sea ports		Export, Russia, \$/t, FOB Black sea ports	
	min	max	min	max	min	max	min	max
February	622.75	747.61	560.71	594.51	590.00	615.00	605.00	660.00
March	641.38	753.82	570.73	600.77	610.00	630.00	635.00	650.00

* - Ukrainian Hrivna and Russian Rouble exchange rates are as of 31.03.12 according to the National Bank of Ukraine and the Central Bank of the Russian Federation.

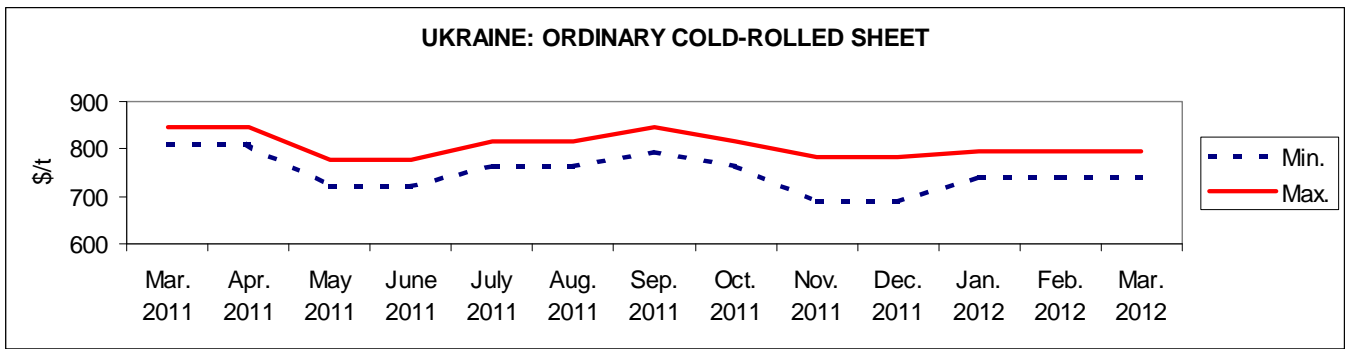


Ukrainian export prices have increased by \$15-20, Russian export prices – by \$20-30. [\(Ukrainian Metal\)](#)

METALS OF UKRAINE & RUSSIA: ORDINARY COLD-ROLLED SHEET, MARCH 2012

Month	Russian market, \$/t, \$1/RUR32.1961*		Ukrainian market, \$/t, \$1/UAH7.9898*		Export, Ukraine, \$/t, FOB Black sea ports		Export, Russia, \$/t, FOB Black sea ports	
	min	max	min	max	min	max	min	max
February	762.51	954.77	742.20	795.39	690.00	715.00	690.00	730.00
March	762.51	954.77	742.20	795.39	710.00	720.00	720.00	750.00

* - Ukrainian Hrivna and Russian Rouble exchange rates are as of 31.03.12 according to the National Bank of Ukraine and the Central Bank of the Russian Federation.

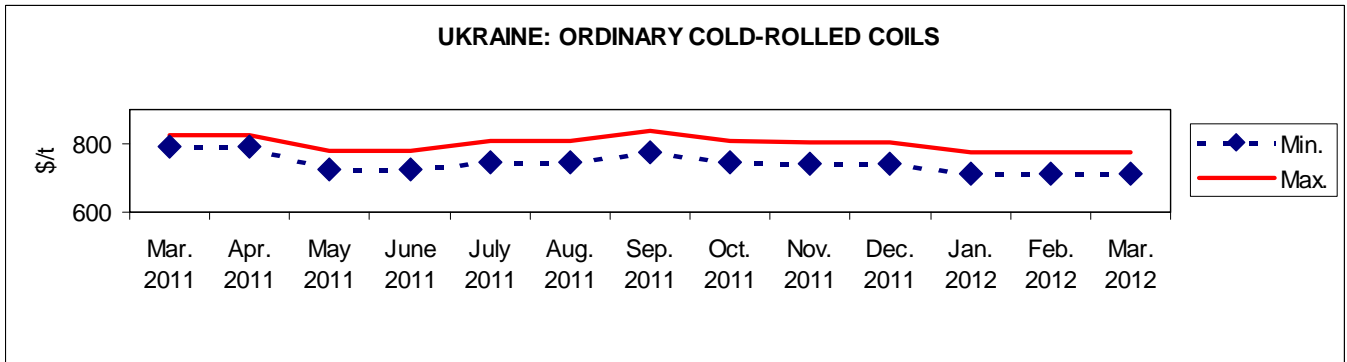


Ukrainian export prices have increased by \$5-20, Russian export prices – by \$20-30. ([Ukrainian Metal](#))

METALS OF UKRAINE & RUSSIA: ORDINARY COLD-ROLLED COILS, MARCH 2012

Month	Russian market, \$/t, \$/RUR32.1961*		Ukrainian market, \$/t, \$/UAH7.9898*		Export, Ukraine, \$/t, FOB Black sea ports		Export, Russia, \$/t, FOB Black sea ports	
	min	max	min	max	min	max	min	max
February	762.51	954.77	713.41	775.49	690.00	715.00	690.00	730.00
March	762.51	954.77	713.41	775.49	690.00	715.00	720.00	750.00

* - Ukrainian Hrivna and Russian Rouble exchange rates are as of 31.03.12 according to the National Bank of Ukraine and the Central Bank of the Russian Federation.



Russian export prices have increased by \$20-30. ([Ukrainian Metal](#))