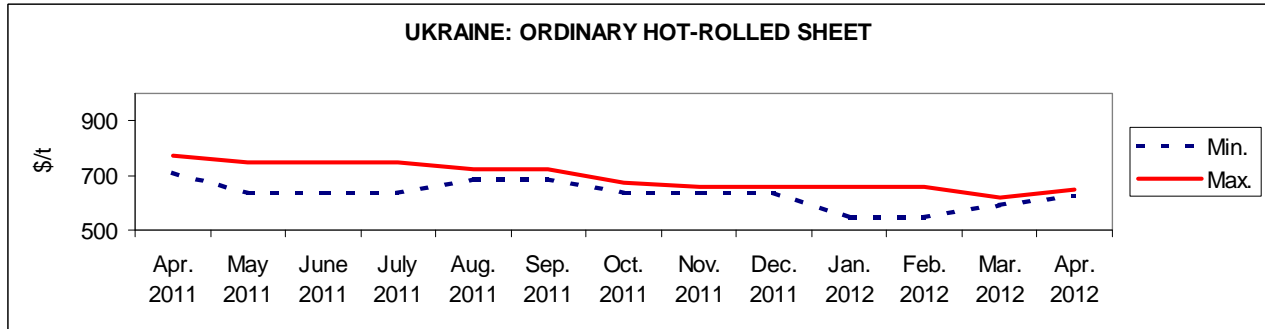


METALS OF UKRAINE & RUSSIA: ORDINARY HOT-ROLLED SHEET, APRIL 2012

Month	Russian market, \$/t, \$/RUR32.1961*		Ukrainian market, \$/t without VAT, \$/UAH7.9898*		Export, Ukraine, \$/t, FOB Black sea ports		Export, Russia, \$/t, FOB Black sea ports	
	min	max	min	max	min	max	min	max
March	559.07	815.63	593.26	620.79	610.00	670.00	635.00	680.00
April	559.07	815.63	626.42	646.45	605.00	670.00	615.00	670.00

* - Ukrainian Hrivna and Russian Rouble exchange rates are as of 30.04.12 according to the National Bank of Ukraine and the Central Bank of the Russian Federation.

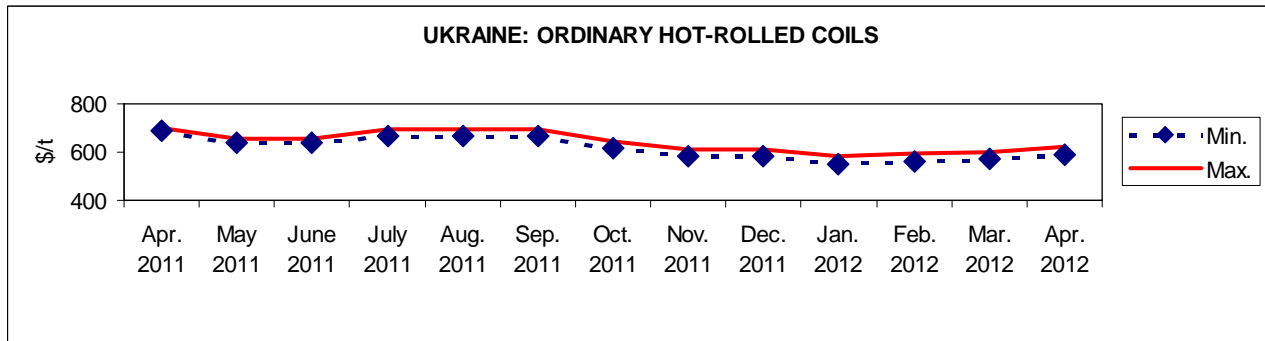


Ukrainian export prices have decreased by \$5, Russian export prices – by \$10-20. ([Ukrainian Metal](#))

METALS OF UKRAINE & RUSSIA: ORDINARY HOT-ROLLED COILS, APRIL 2012

Month	Russian market, \$/t, \$/RUR32.1961*		Ukrainian market, \$/t without VAT, \$/UAH7.9898*		Export, Ukraine, \$/t, FOB Black sea ports		Export, Russia, \$/t, FOB Black sea ports	
	min	max	min	max	min	max	min	max
March	641.38	753.82	570.73	600.77	610.00	630.00	635.00	650.00
April	654.12	766.55	590.75	620.79	605.00	610.00	615.00	635.00

* - Ukrainian Hrivna and Russian Rouble exchange rates are as of 30.04.12 according to the National Bank of Ukraine and the Central Bank of the Russian Federation.

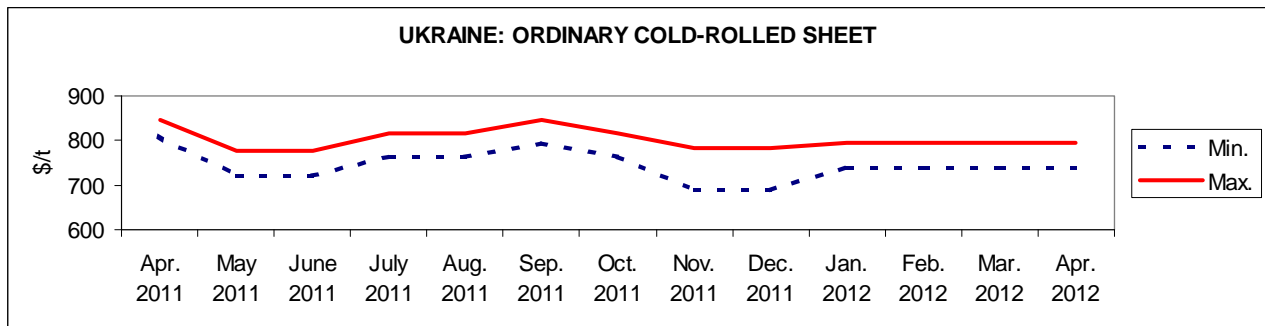


Ukrainian export prices have decreased by \$5-20, Russian export prices – by \$15-20. ([Ukrainian Metal](#))

METALS OF UKRAINE & RUSSIA: ORDINARY COLD-ROLLED SHEET, APRIL 2012

Month	Russian market, \$/t, \$/RUR32.1961*		Ukrainian market, \$/t without VAT, \$/UAH7.9898*		Export, Ukraine, \$/t, FOB Black sea ports		Export, Russia, \$/t, FOB Black sea ports	
	min	max	min	max	min	max	min	max
March	762.51	954.77	742.20	795.39	710.00	720.00	720.00	750.00
April	779.29	954.77	742.20	795.39	700.00	710.00	715.00	745.00

* - Ukrainian Hrivna and Russian Rouble exchange rates are as of 30.04.12 according to the National Bank of Ukraine and the Central Bank of the Russian Federation.

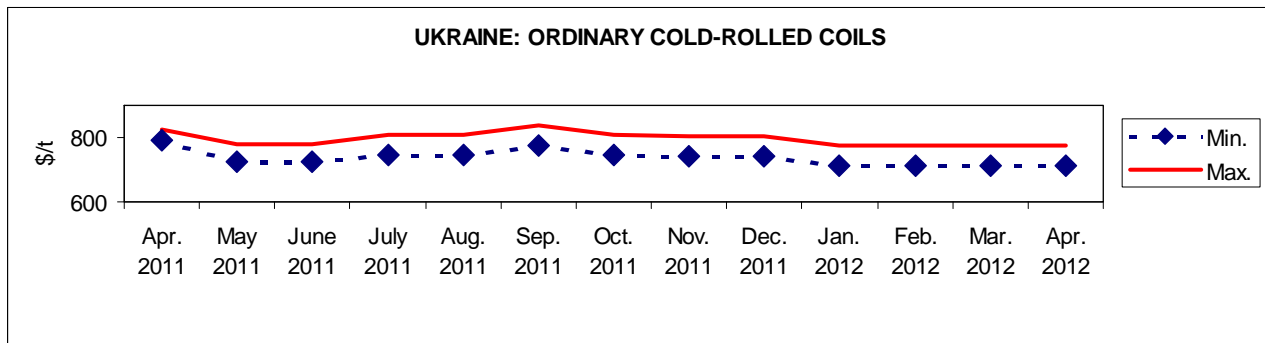


Ukrainian export prices have decreased by \$10, Russian export prices – by \$5. ([Ukrainian Metal](#))

METALS OF UKRAINE & RUSSIA: ORDINARY COLD-ROLLED COILS, APRIL 2012

Month	Russian market, \$/t, \$1/RUR32.1961*		Ukrainian market, \$/t without VAT, \$1/UAH7.9898*		Export, Ukraine, \$/t, FOB Black sea ports		Export, Russia, \$/t, FOB Black sea ports	
	min	max	min	max	min	max	min	max
March	762.51	954.77	713.41	775.49	690.00	715.00	720.00	750.00
April	779.29	954.77	713.41	775.49	700.00	710.00	715.00	745.00

* - Ukrainian Hrivna and Russian Rouble exchange rates are as of 30.04.12 according to the National Bank of Ukraine and the Central Bank of the Russian Federation.



Ukrainian export prices have decreased by \$5-10, Russian export prices – by \$5. ([Ukrainian Metal](#))