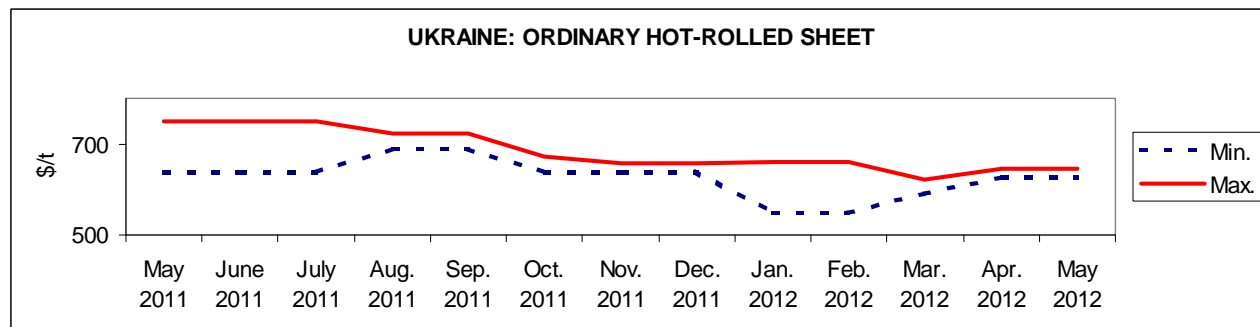


METALS OF UKRAINE & RUSSIA: ORDINARY HOT-ROLLED SHEET, MAY 2012

Month	Russian market, \$/t, \$1/RUR32.1961*		Ukrainian market, \$/t without VAT, \$1/UAH7.9898*		Export, Ukraine, \$/t, FOB Black sea ports		Export, Russia, \$/t, FOB Black sea ports	
	min	max	min	max	min	max	min	max
April	559.07	815.63	626.42	646.45	605.00	670.00	615.00	670.00
May	559.07	815.63	626.42	646.45	560.00	650.00	580.00	670.00

* - Ukrainian Hrivna and Russian Rouble exchange rates are as of 31.05.12 according to the National Bank of Ukraine and the Central Bank of the Russian Federation.

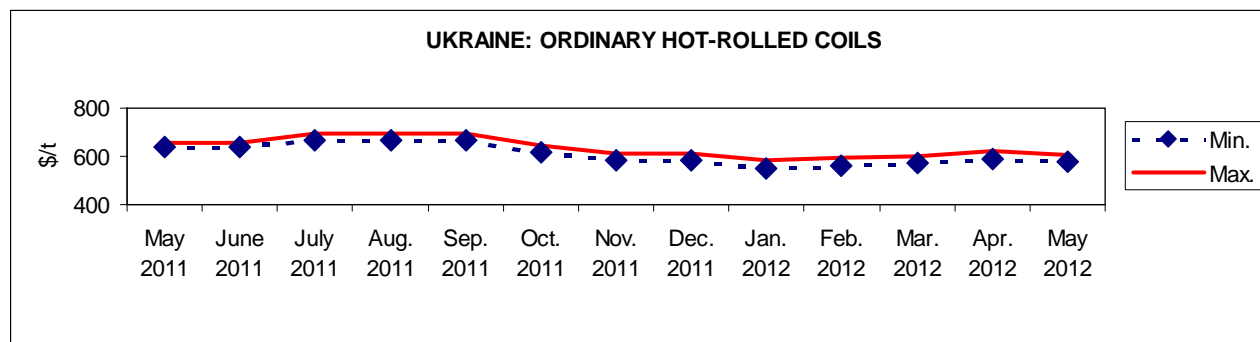


Ukrainian export prices have decreased by \$20-45, Russian export prices – by \$35. ([Ukrainian Metal](#))

METALS OF UKRAINE & RUSSIA: ORDINARY HOT-ROLLED COILS, MAY 2012

Month	Russian market, \$/t, \$1/RUR32.1961*		Ukrainian market, \$/t, \$1/UAH7.9898*		Export, Ukraine, \$/t, FOB Black sea ports		Export, Russia, \$/t, FOB Black sea ports	
	min	max	min	max	min	max	min	max
April	654.12	766.55	590.75	620.79	605.00	610.00	615.00	635.00
May	654.12	766.55	575.73	605.77	560.00	570.00	580.00	595.00

* - Ukrainian Hrivna and Russian Rouble exchange rates are as of 31.05.12 according to the National Bank of Ukraine and the Central Bank of the Russian Federation.

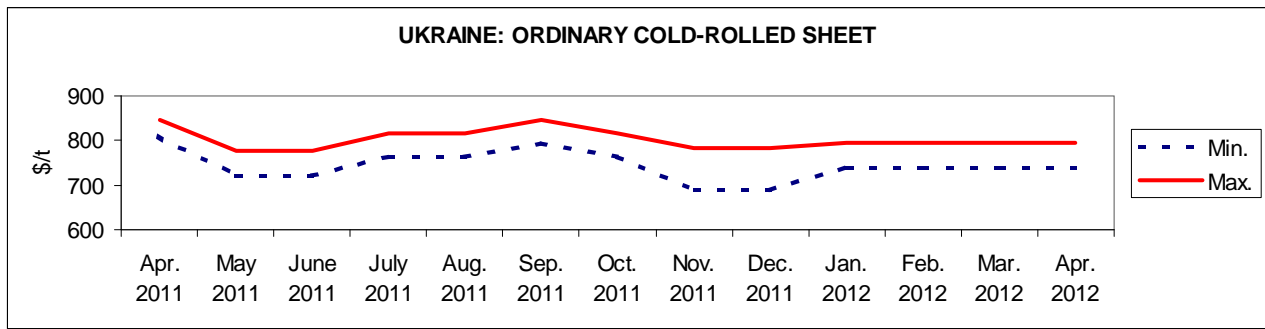


Ukrainian export prices have decreased by \$35-40, Russian export prices – by \$35-40. ([Ukrainian Metal](#))

METALS OF UKRAINE & RUSSIA: ORDINARY COLD-ROLLED SHEET, MAY 2012

Month	Russian market, \$/t, \$1/RUR32.1961*		Ukrainian market, \$/t, \$1/UAH7.9898*		Export, Ukraine, \$/t, FOB Black sea ports		Export, Russia, \$/t, FOB Black sea ports	
	min	max	min	max	min	max	min	max
April	779.29	954.77	742.20	795.39	700.00	710.00	715.00	745.00
May	728.04	936.14	742.20	795.39	660.00	670.00	675.00	690.00

* - Ukrainian Hrivna and Russian Rouble exchange rates are as of 31.05.12 according to the National Bank of Ukraine and the Central Bank of the Russian Federation.

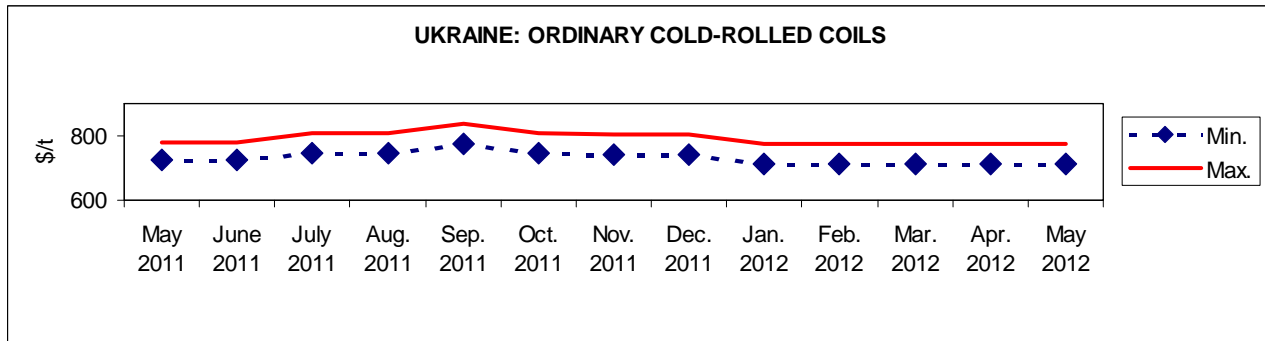


Ukrainian export prices have decreased by \$40, Russian export prices – by \$40-55. ([Ukrainian Metal](#))

METALS OF UKRAINE & RUSSIA: ORDINARY COLD-ROLLED COILS, MAY 2012

Month	Russian market, \$/t, \$1/RUR32.1961*		Ukrainian market, \$/t, \$1/UAH7.9898*		Export, Ukraine, \$/t, FOB Black sea ports		Export, Russia, \$/t, FOB Black sea ports	
	min	max	min	max	min	max	min	max
April	779.29	954.77	713.41	775.49	700.00	710.00	715.00	745.00
May	728.04	936.14	713.41	775.49	660.00	670.00	675.00	690.00

* - Ukrainian Hrivna and Russian Rouble exchange rates are as of 31.05.12 according to the National Bank of Ukraine and the Central Bank of the Russian Federation.



Ukrainian export prices have decreased by \$40, Russian export prices – by \$40-55. ([Ukrainian Metal](#))