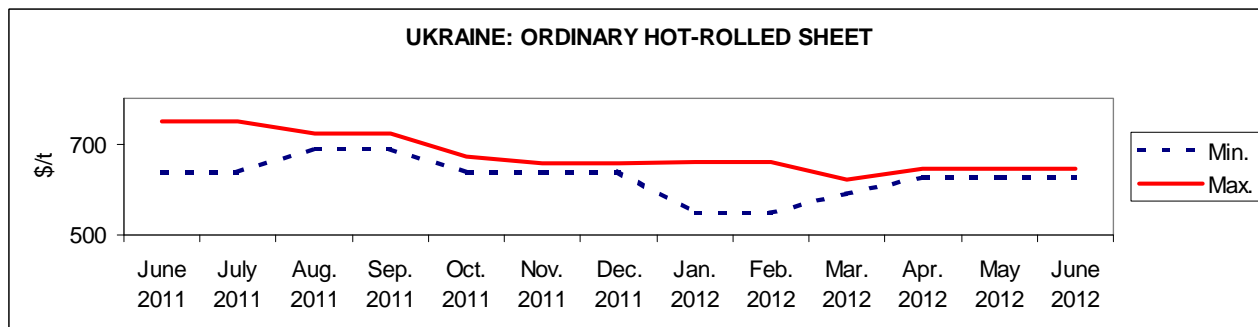


METALS OF UKRAINE & RUSSIA: ORDINARY HOT-ROLLED SHEET, JUNE 2012

| Month | Russian market, \$/t, \$1/RUR32.1961* | | Ukrainian market, \$/t without VAT, \$1/UAH7.9898* | | Export, Ukraine, \$/t, FOB Black sea ports | | Export, Russia, \$/t, FOB Black sea ports | |
|-------|--|--------|--|--------|---|--------|--|--------|
| | min | max | min | max | min | max | min | max |
| May | 559.07 | 815.63 | 626.42 | 646.45 | 560.00 | 650.00 | 580.00 | 670.00 |
| June | 559.07 | 815.63 | 626.42 | 646.45 | 530.00 | 555.00 | 560.00 | 630.00 |

* - Ukrainian Hrivna and Russian Rouble exchange rates are as of 30.06.12 according to the National Bank of Ukraine and the Central Bank of the Russian Federation.

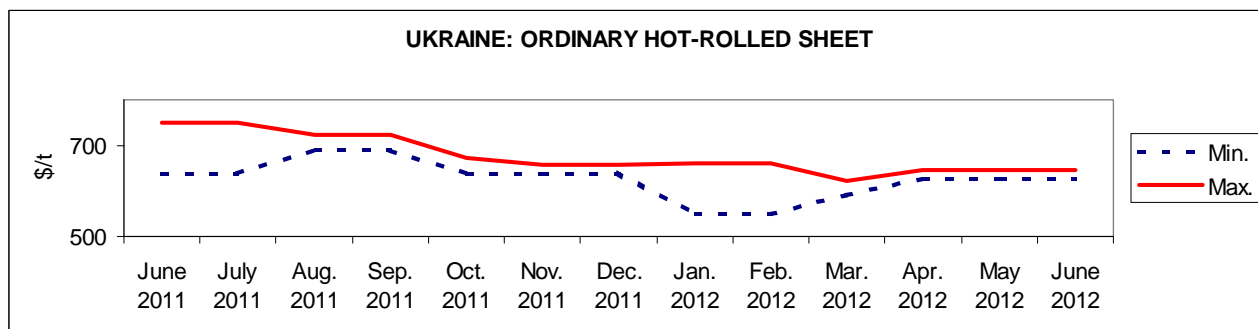


Ukrainian export prices have decreased by \$30-95, Russian export prices - by \$20-40. ([Ukrainian Metal](#))

METALS OF UKRAINE & RUSSIA: ORDINARY HOT-ROLLED COILS, JUNE 2012

| Month | Russian market, \$/t, \$1/RUR32.1961* | | Ukrainian market, \$/t, \$1/UAH7.9898* | | Export, Ukraine, \$/t, FOB Black sea ports | | Export, Russia, \$/t, FOB Black sea ports | |
|-------|--|--------|---|--------|---|--------|--|--------|
| | min | max | min | max | min | max | min | max |
| May | 654.12 | 766.55 | 575.73 | 605.77 | 560.00 | 570.00 | 580.00 | 595.00 |
| June | 654.12 | 766.55 | 575.73 | 605.77 | 530.00 | 555.00 | 560.00 | 570.00 |

* - Ukrainian Hrivna and Russian Rouble exchange rates are as of 30.06.12 according to the National Bank of Ukraine and the Central Bank of the Russian Federation.

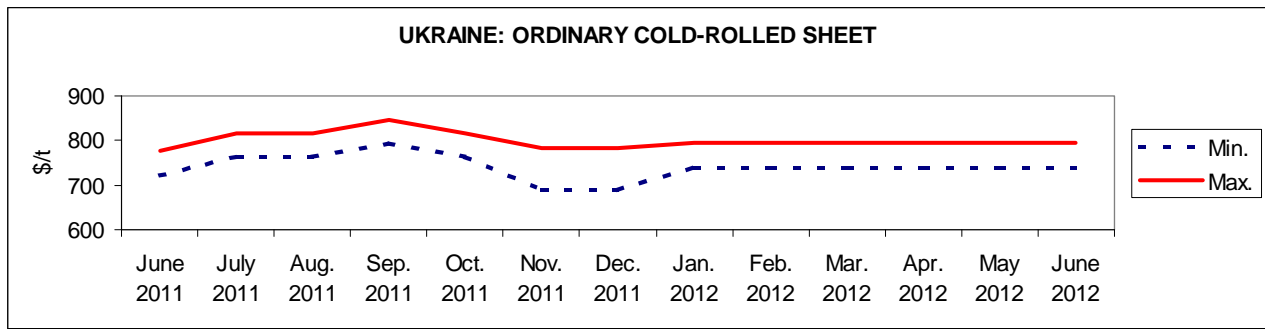


Ukrainian export prices have decreased by \$15-30, Russian export prices - by \$15-20. ([Ukrainian Metal](#))

METALS OF UKRAINE & RUSSIA: ORDINARY COLD-ROLLED SHEET, JUNE 2012

| Month | Russian market, \$/t, \$1/RUR32.1961* | | Ukrainian market, \$/t, \$1/UAH7.9898* | | Export, Ukraine, \$/t, FOB Black sea ports | | Export, Russia, \$/t, FOB Black sea ports | |
|-------|--|--------|---|--------|---|--------|--|--------|
| | min | max | min | max | min | max | min | max |
| May | 728.04 | 936.14 | 742.20 | 795.39 | 660.00 | 670.00 | 675.00 | 690.00 |
| June | 728.04 | 936.14 | 742.20 | 795.39 | 605.00 | 630.00 | 655.00 | 660.00 |

* - Ukrainian Hrivna and Russian Rouble exchange rates are as of 30.06.12 according to the National Bank of Ukraine and the Central Bank of the Russian Federation.

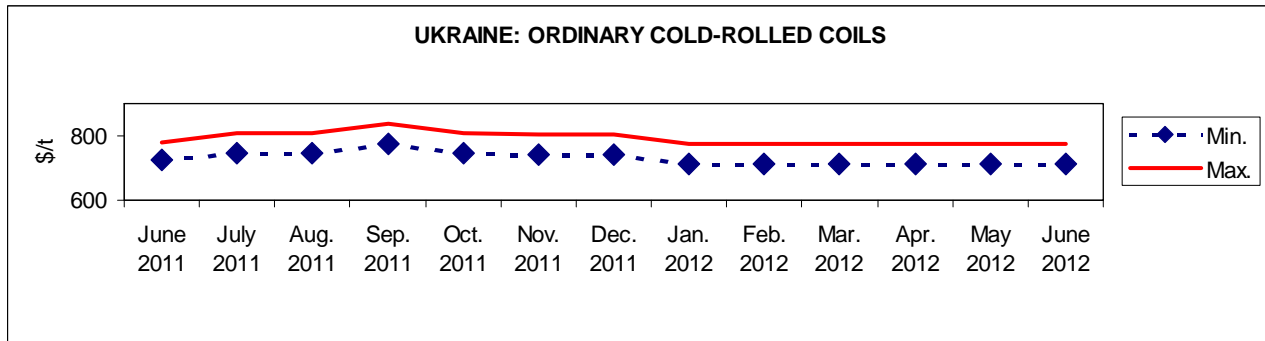


Ukrainian export prices have decreased by \$40-55, Russian export prices - by \$20-30. ([Ukrainian Metal](#))

METALS OF UKRAINE & RUSSIA: ORDINARY COLD-ROLLED COILS, JUNE 2012

| Month | Russian market, \$/t, \$1/RUR32.1961* | | Ukrainian market, \$/t, \$1/UAH7.9898* | | Export, Ukraine, \$/t, FOB Black sea ports | | Export, Russia, \$/t, FOB Black sea ports | |
|-------|--|--------|---|--------|---|--------|--|--------|
| | min | max | min | max | min | max | min | max |
| May | 728.04 | 936.14 | 713.41 | 775.49 | 660.00 | 670.00 | 675.00 | 690.00 |
| June | 728.04 | 936.14 | 713.41 | 775.49 | 635.00 | 655.00 | 655.00 | 660.00 |

* - Ukrainian Hrivna and Russian Rouble exchange rates are as of 30.06.12 according to the National Bank of Ukraine and the Central Bank of the Russian Federation.



Ukrainian export prices have decreased by \$15-25, Russian export prices - by \$20-30. ([Ukrainian Metal](#))