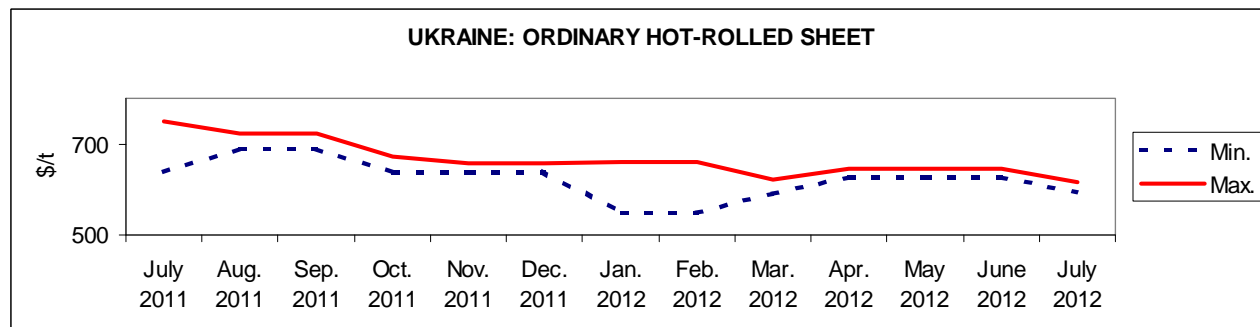


METALS OF UKRAINE & RUSSIA: ORDINARY HOT-ROLLED SHEET, JULY 2012

Month	Russian market, \$/t, \$1/RUR32.1961*		Ukrainian market, \$/t without VAT, \$1/UAH7.9898*		Export, Ukraine, \$/t, FOB Black sea ports		Export, Russia, \$/t, FOB Black sea ports	
	min	max	min	max	min	max	min	max
June	559.07	815.63	626.42	646.45	530.00	555.00	560.00	630.00
July	528.01	807.55	596.39	616.41	550.00	580.00	530.00	580.00

* - Ukrainian Hrivna and Russian Rouble exchange rates are as of 31.07.12 according to the National Bank of Ukraine and the Central Bank of the Russian Federation.

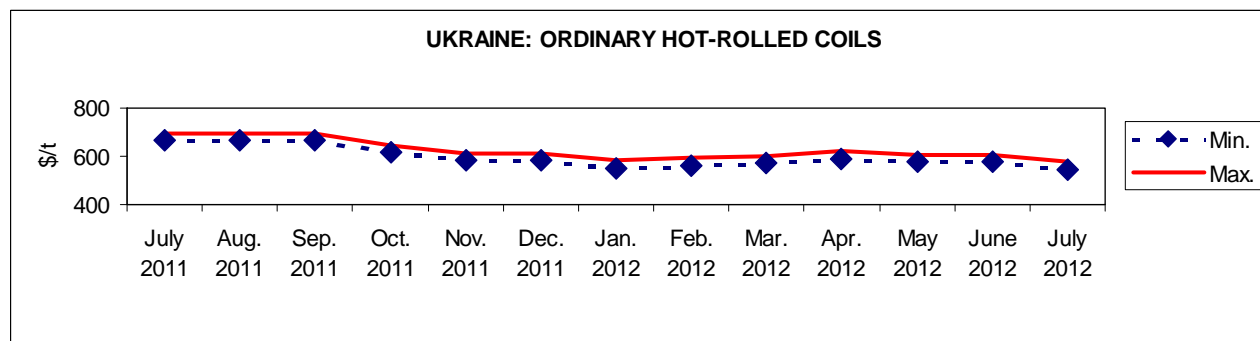


Ukrainian export prices have increased by \$20-25, Russian export prices have decreased by \$30-50. ([Ukrainian Metal](#))

METALS OF UKRAINE & RUSSIA: ORDINARY HOT-ROLLED COILS, JULY 2012

Month	Russian market, \$/t, \$1/RUR32.1961*		Ukrainian market, \$/t, \$1/UAH7.9898*		Export, Ukraine, \$/t, FOB Black sea ports		Export, Russia, \$/t, FOB Black sea ports	
	min	max	min	max	min	max	min	max
June	654.12	766.55	575.73	605.77	530.00	555.00	560.00	570.00
July	569.63	766.55	545.70	575.73	550.00	555.00	530.00	555.00

* - Ukrainian Hrivna and Russian Rouble exchange rates are as of 31.07.12 according to the National Bank of Ukraine and the Central Bank of the Russian Federation.

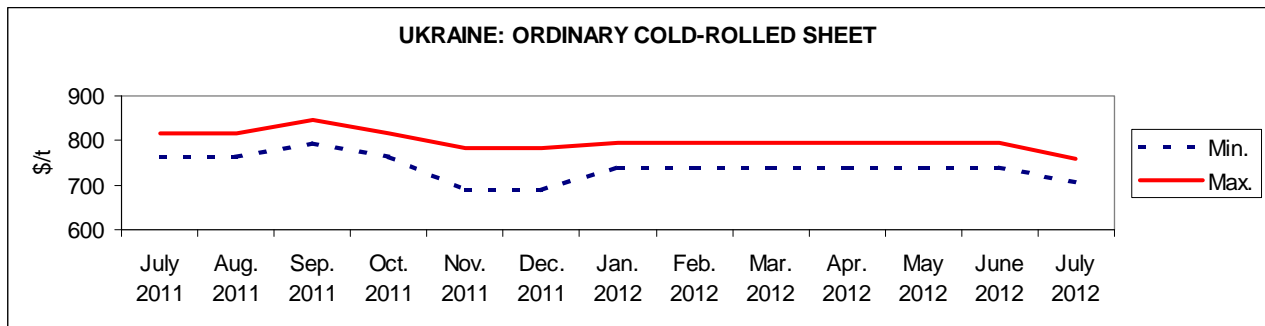


Ukrainian export prices have increased by \$20, Russian export prices have decreased by \$15-30. ([Ukrainian Metal](#))

METALS OF UKRAINE & RUSSIA: ORDINARY COLD-ROLLED SHEET, JULY 2012

Month	Russian market, \$/t, \$1/RUR32.1961*		Ukrainian market, \$/t, \$1/UAH7.9898*		Export, Ukraine, \$/t, FOB Black sea ports		Export, Russia, \$/t, FOB Black sea ports	
	min	max	min	max	min	max	min	max
June	728.04	936.14	742.20	795.39	605.00	630.00	655.00	660.00
July	670.89	936.14	707.15	760.34	645.00	655.00	640.00	645.00

* - Ukrainian Hrivna and Russian Rouble exchange rates are as of 31.07.12 according to the National Bank of Ukraine and the Central Bank of the Russian Federation.

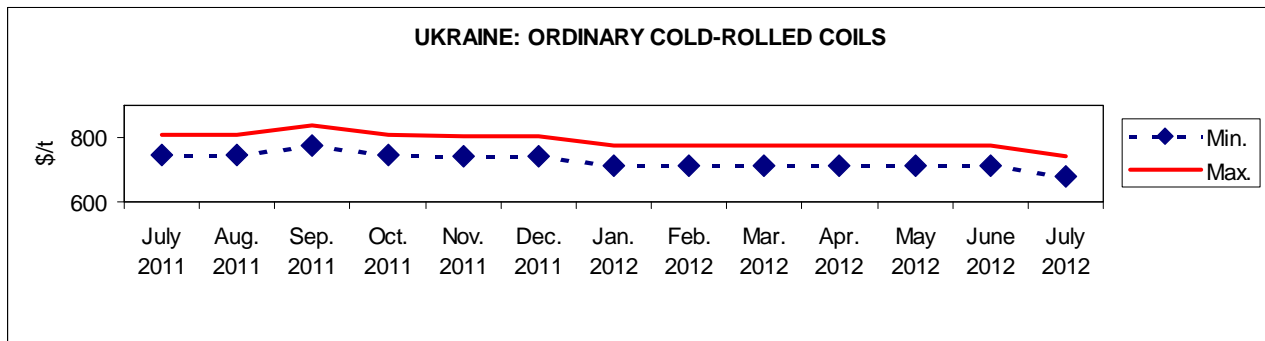


Ukrainian export prices have increased by \$25-40, Russian export prices have decreased by \$15. ([Ukrainian Metal](#))

METALS OF UKRAINE & RUSSIA: ORDINARY COLD-ROLLED COILS, JULY 2012

Month	Russian market, \$/t, \$1/RUR32.1961*		Ukrainian market, \$/t, \$1/UAH7.9898*		Export, Ukraine, \$/t, FOB Black sea ports		Export, Russia, \$/t, FOB Black sea ports	
	min	max	min	max	min	max	min	max
June	728.04	936.14	713.41	775.49	635.00	655.00	655.00	660.00
July	670.89	936.14	678.36	740.44	645.00	655.00	640.00	645.00

* - Ukrainian Hrivna and Russian Rouble exchange rates are as of 31.07.12 according to the National Bank of Ukraine and the Central Bank of the Russian Federation.



Ukrainian export prices have decreased by \$15-25, Russian export prices - by \$20-30. ([Ukrainian Metal](#))