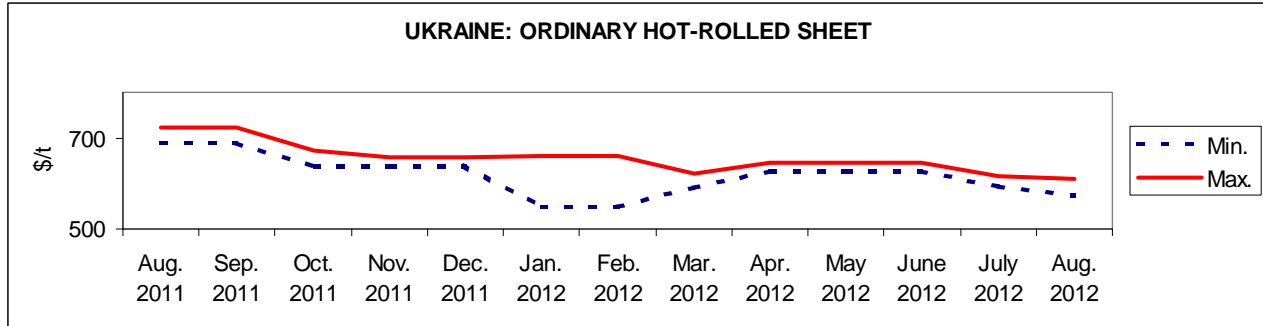


METALS OF UKRAINE & RUSSIA: ORDINARY HOT-ROLLED SHEET, AUGUST 2012

Month	Russian market, \$/t, \$1/RUR32.1961*		Ukrainian market, \$/t without VAT, \$1/UAH7.9898*		Export, Ukraine, \$/t, FOB Black sea ports		Export, Russia, \$/t, FOB Black sea ports	
	min	max	min	max	min	max	min	max
July	528.01	807.55	596.39	616.41	550.00	580.00	530.00	580.00
August	521.80	795.13	575.73	610.78	540.00	570.00	560.00	580.00

* - Ukrainian Hrivna and Russian Rouble exchange rates are as of 31.08.12 according to the National Bank of Ukraine and the Central Bank of the Russian Federation.

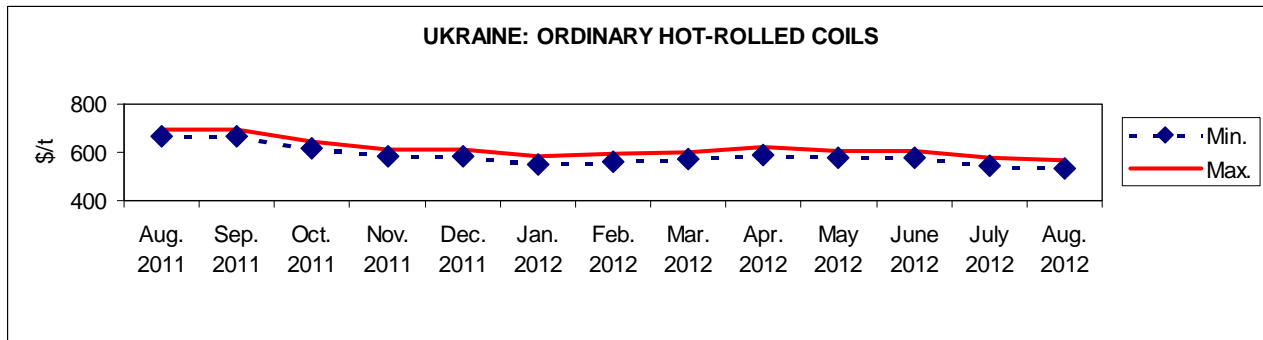


Ukrainian export prices have decreased by \$10, Russian export prices have increased by \$30. ([Ukrainian Metal](#))

METALS OF UKRAINE & RUSSIA: ORDINARY HOT-ROLLED COILS, AUGUST 2012

Month	Russian market, \$/t, \$1/RUR32.1961*		Ukrainian market, \$/t, \$1/UAH7.9898*		Export, Ukraine, \$/t, FOB Black sea ports		Export, Russia, \$/t, FOB Black sea ports	
	min	max	min	max	min	max	min	max
July	569.63	766.55	545.70	575.73	550.00	555.00	530.00	555.00
August	569.63	766.55	535.68	565.72	540.00	555.00	550.00	560.00

* - Ukrainian Hrivna and Russian Rouble exchange rates are as of 31.08.12 according to the National Bank of Ukraine and the Central Bank of the Russian Federation.

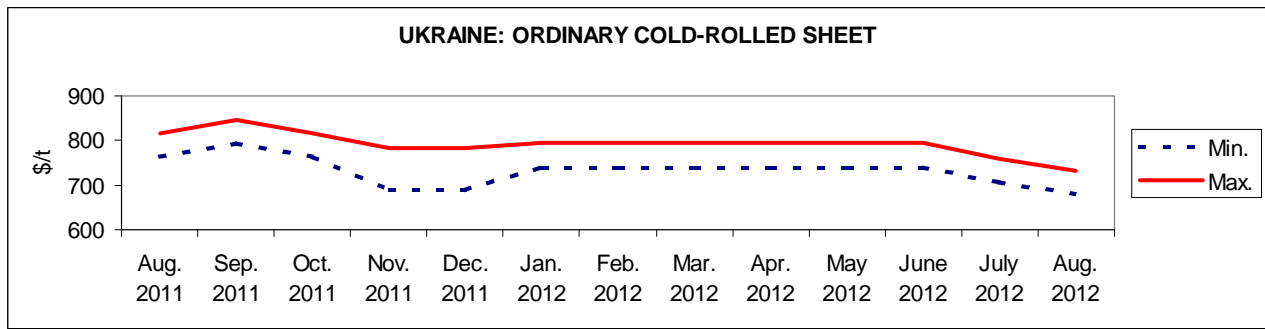


Ukrainian export prices have decreased by \$10, Russian export prices have increased by \$5-20. ([Ukrainian Metal](#))

METALS OF UKRAINE & RUSSIA: ORDINARY COLD-ROLLED SHEET, AUGUST 2012

Month	Russian market, \$/t, \$1/RUR32.1961*		Ukrainian market, \$/t, \$1/UAH7.9898*		Export, Ukraine, \$/t, FOB Black sea ports		Export, Russia, \$/t, FOB Black sea ports	
	min	max	min	max	min	max	min	max
July	670.89	936.14	707.15	760.34	645.00	655.00	640.00	645.00
August	670.89	936.14	679.62	732.81	620.00	625.00	640.00	650.00

* - Ukrainian Hrivna and Russian Rouble exchange rates are as of 31.08.12 according to the National Bank of Ukraine and the Central Bank of the Russian Federation.




Ukrainian export prices have decreased by \$25-30, Russian export prices have increased by \$5. ([Ukrainian Metal](#))

METALS OF UKRAINE & RUSSIA: ORDINARY COLD-ROLLED COILS, AUGUST 2012

Month	Russian market, \$/t, \$1/RUR32.1961*		Ukrainian market, \$/t, \$1/UAH7.9898*		Export, Ukraine, \$/t, FOB Black sea ports		Export, Russia, \$/t, FOB Black sea ports	
	min	max	min	max	min	max	min	max
July	670.89	936.14	678.36	740.44	645.00	655.00	640.00	645.00
August	670.89	936.14	635.81	697.89	620.00	625.00	640.00	650.00

* - Ukrainian Hrivna and Russian Rouble exchange rates are as of 31.08.12 according to the National Bank of Ukraine and the Central Bank of the Russian Federation.



Ukrainian export prices have decreased by \$25-30, Russian export prices have increased by \$5. ([Ukrainian Metal](#))