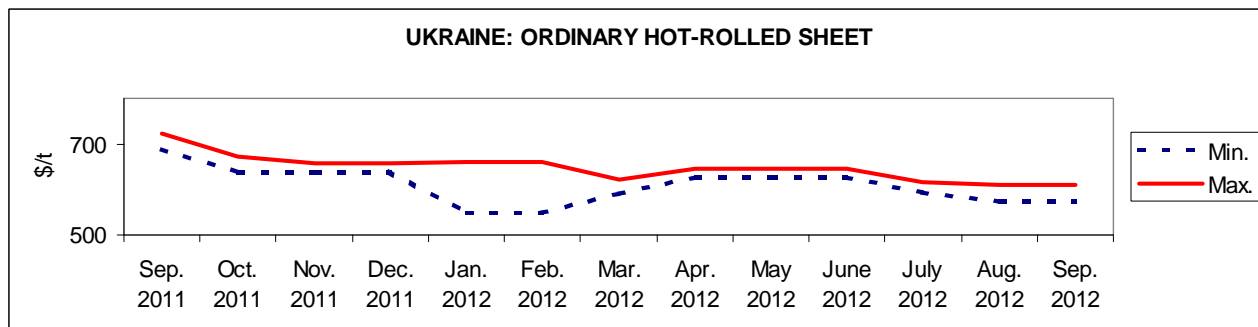


**METALS OF UKRAINE & RUSSIA: ORDINARY HOT-ROLLED SHEET, SEPTEMBER 2012**

Month	Russian market, \$/t, \$1/RUR32.1961*		Ukrainian market, \$/t without VAT, \$1/UAH7.9898*		Export, Ukraine, \$/t, FOB Black sea ports		Export, Russia, \$/t, FOB Black sea ports	
	min	max	min	max	min	max	min	max
August	521.80	795.13	575.73	610.78	540.00	570.00	560.00	580.00
September	521.80	736.11	575.73	610.78	520.00	545.00	525.00	555.00

\* - Ukrainian Hrivna and Russian Rouble exchange rates are as of 30.09.12 according to the National Bank of Ukraine and the Central Bank of the Russian Federation.

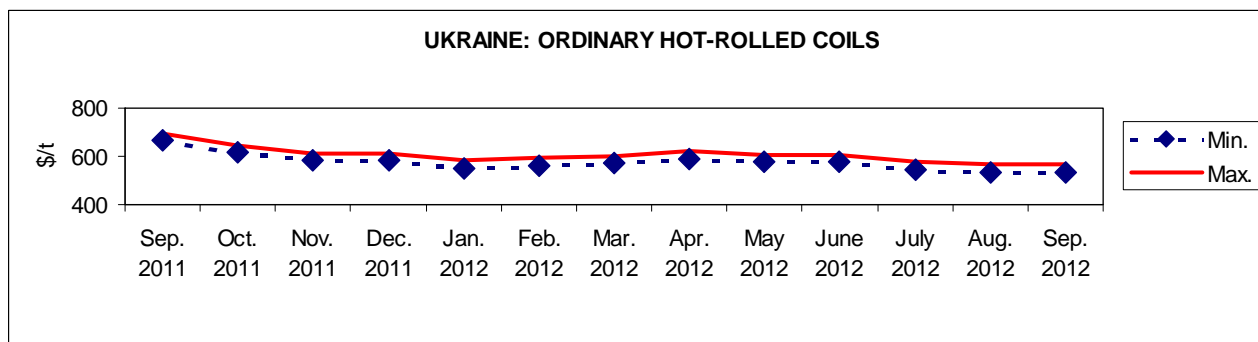


Ukrainian export prices have decreased by \$20-25, Russian export prices - by \$25-35. ([Ukrainian Metal](#))

**METALS OF UKRAINE & RUSSIA: ORDINARY HOT-ROLLED COILS, SEPTEMBER 2012**

Month	Russian market, \$/t, \$1/RUR32.1961*		Ukrainian market, \$/t, \$1/UAH7.9898*		Export, Ukraine, \$/t, FOB Black sea ports		Export, Russia, \$/t, FOB Black sea ports	
	min	max	min	max	min	max	min	max
August	569.63	766.55	535.68	565.72	540.00	555.00	550.00	560.00
September	558.14	709.09	535.68	565.72	520.00	525.00	525.00	555.00

\* - Ukrainian Hrivna and Russian Rouble exchange rates are as of 30.09.12 according to the National Bank of Ukraine and the Central Bank of the Russian Federation.

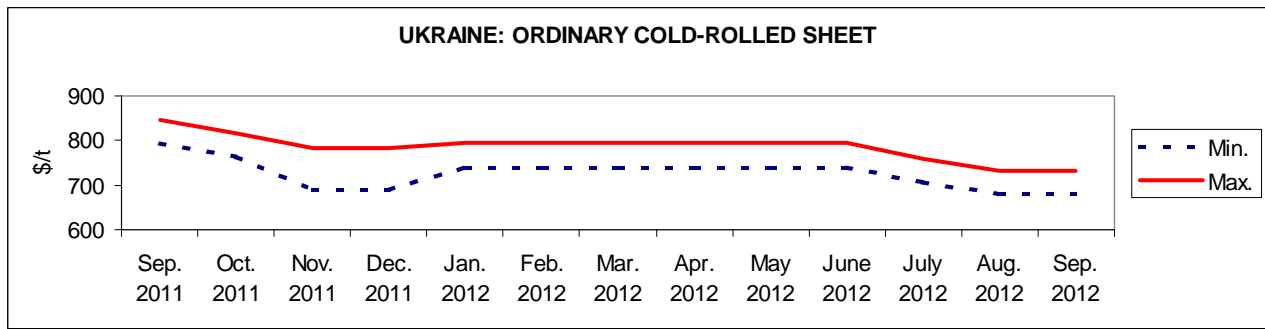


Ukrainian export prices have decreased by \$20-30, Russian export prices - by \$5-25. ([Ukrainian Metal](#))

**METALS OF UKRAINE & RUSSIA: ORDINARY COLD-ROLLED SHEET, SEPTEMBER 2012**

Month	Russian market, \$/t, \$1/RUR32.1961*		Ukrainian market, \$/t, \$1/UAH7.9898*		Export, Ukraine, \$/t, FOB Black sea ports		Export, Russia, \$/t, FOB Black sea ports	
	min	max	min	max	min	max	min	max
August	670.89	936.14	679.62	732.81	620.00	625.00	640.00	650.00
September	657.22	862.22	679.62	732.81	610.00	620.00	625.00	630.00

\* - Ukrainian Hrivna and Russian Rouble exchange rates are as of 30.09.12 according to the National Bank of Ukraine and the Central Bank of the Russian Federation.

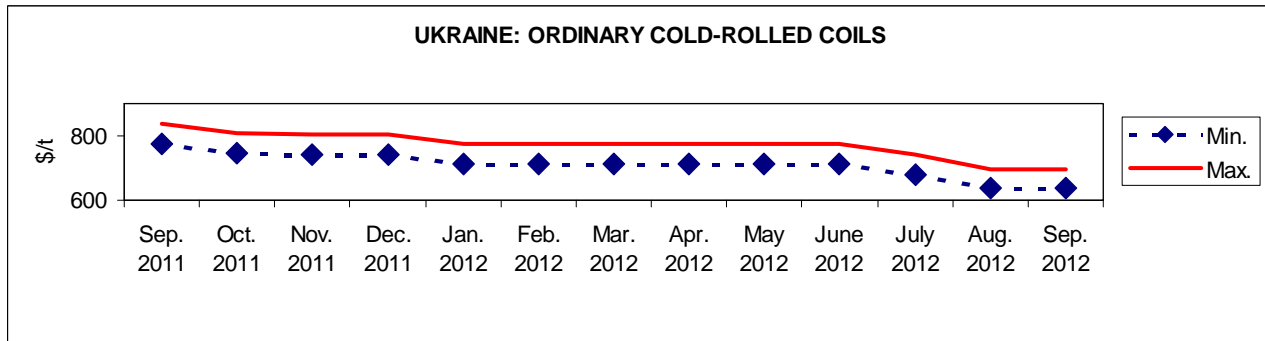


Ukrainian export prices have decreased by \$5-10, Russian export prices - by \$15-20. ([Ukrainian Metal](#))

**METALS OF UKRAINE & RUSSIA: ORDINARY COLD-ROLLED COILS, SEPTEMBER 2012**

Month	Russian market, \$/t, \$1/RUR32.1961*		Ukrainian market, \$/t, \$1/UAH7.9898*		Export, Ukraine, \$/t, FOB Black sea ports		Export, Russia, \$/t, FOB Black sea ports	
	min	max	min	max	min	max	min	max
August	670.89	936.14	635.81	697.89	620.00	625.00	640.00	650.00
September	657.22	862.22	635.81	697.89	610.00	620.00	625.00	630.00

\* - Ukrainian Hrivna and Russian Rouble exchange rates are as of 30.09.12 according to the National Bank of Ukraine and the Central Bank of the Russian Federation.



Ukrainian export prices have decreased by \$5-10, Russian export prices - by \$15-20. ([Ukrainian Metal](#))