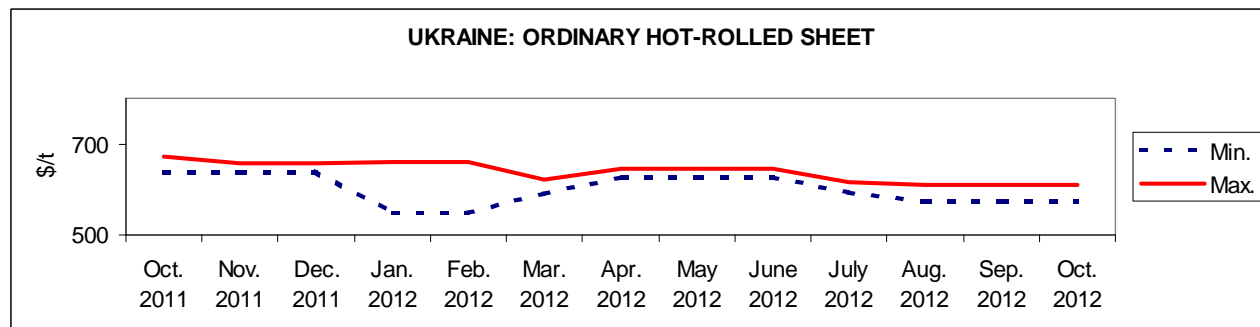


METALS OF UKRAINE & RUSSIA: ORDINARY HOT-ROLLED SHEET, OCTOBER 2012

Month	Russian market, \$/t, \$1/RUR32.1961*		Ukrainian market, \$/t without VAT, \$1/UAH7.9898*		Export, Ukraine, \$/t, FOB Black sea ports		Export, Russia, \$/t, FOB Black sea ports	
	min	max	min	max	min	max	min	max
September	521.80	736.11	575.73	610.78	520.00	545.00	525.00	555.00
October	512.48	736.11	575.73	610.78	500.00	550.00	500.00	520.00

* - Ukrainian Hrivna and Russian Rouble exchange rates are as of 31.10.12 according to the National Bank of Ukraine and the Central Bank of the Russian Federation.

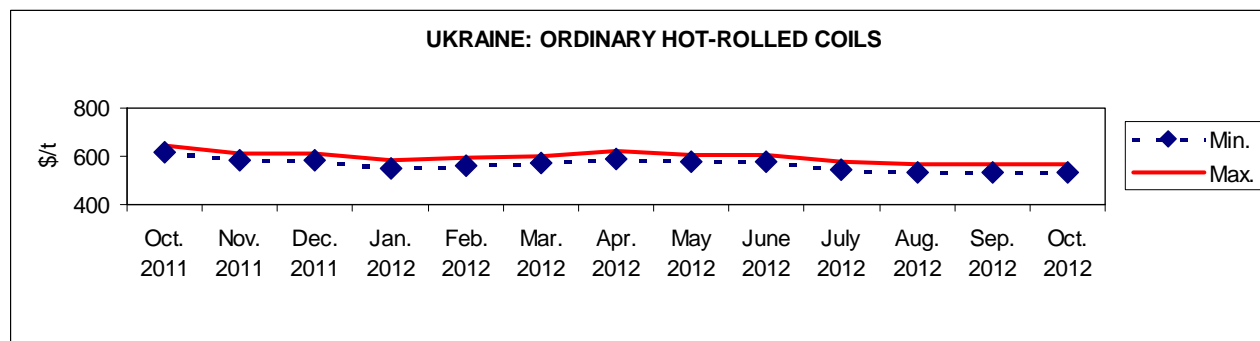


Minimal Ukrainian export prices have decreased by \$20, maximum Ukrainian export prices have decreased by \$5, Russian export prices - by \$25. ([Ukrainian Metal](#))

METALS OF UKRAINE & RUSSIA: ORDINARY HOT-ROLLED COILS, OCTOBER 2012

Month	Russian market, \$/t, \$1/RUR32.1961*		Ukrainian market, \$/t, \$1/UAH7.9898*		Export, Ukraine, \$/t, FOB Black sea ports		Export, Russia, \$/t, FOB Black sea ports	
	min	max	min	max	min	max	min	max
September	558.14	709.09	535.68	565.72	520.00	525.00	525.00	555.00
October	558.14	709.09	535.68	565.72	500.00	520.00	500.00	530.00

* - Ukrainian Hrivna and Russian Rouble exchange rates are as of 31.10.12 according to the National Bank of Ukraine and the Central Bank of the Russian Federation.

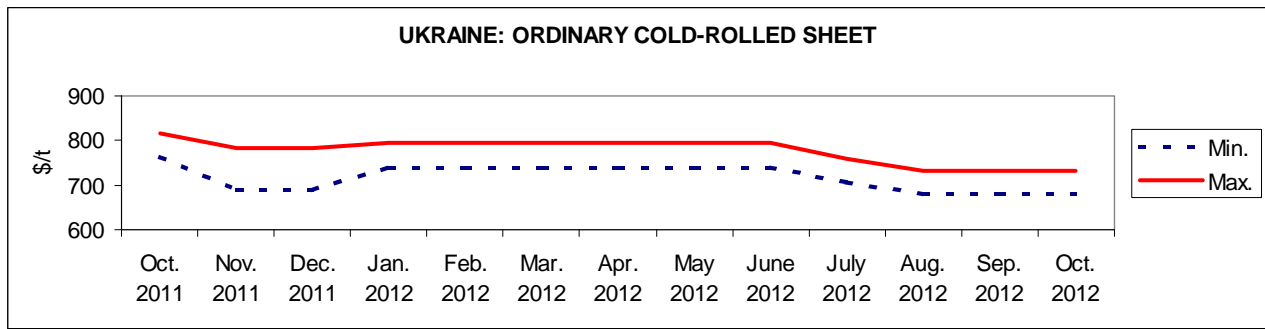


Ukrainian export prices have decreased by \$5-20, Russian export prices - by \$25. ([Ukrainian Metal](#))

METALS OF UKRAINE & RUSSIA: ORDINARY COLD-ROLLED SHEET, OCTOBER 2012

Month	Russian market, \$/t, \$1/RUR32.1961*		Ukrainian market, \$/t, \$1/UAH7.9898*		Export, Ukraine, \$/t, FOB Black sea ports		Export, Russia, \$/t, FOB Black sea ports	
	min	max	min	max	min	max	min	max
September	657.22	862.22	679.62	732.81	610.00	620.00	625.00	630.00
October	657.22	862.22	679.62	732.81	590.00	605.00	600.00	600.00

* - Ukrainian Hrivna and Russian Rouble exchange rates are as of 31.10.12 according to the National Bank of Ukraine and the Central Bank of the Russian Federation.

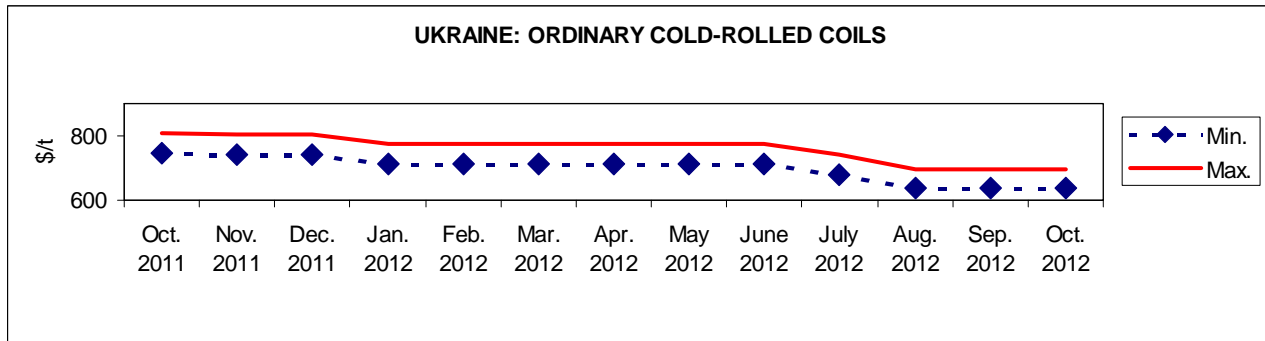


Ukrainian export prices have decreased by \$15-20, Russian export prices - by \$25-30. ([Ukrainian Metal](#))

METALS OF UKRAINE & RUSSIA: ORDINARY COLD-ROLLED COILS, OCTOBER 2012

Month	Russian market, \$/t, \$1/RUR32.1961*		Ukrainian market, \$/t, \$1/UAH7.9898*		Export, Ukraine, \$/t, FOB Black sea ports		Export, Russia, \$/t, FOB Black sea ports	
	min	max	min	max	min	max	min	max
September	657.22	862.22	635.81	697.89	610.00	620.00	625.00	630.00
October	657.22	862.22	635.81	697.89	590.00	605.00	600.00	600.00

* - Ukrainian Hrivna and Russian Rouble exchange rates are as of 31.10.12 according to the National Bank of Ukraine and the Central Bank of the Russian Federation.



Ukrainian export prices have decreased by \$15-20, Russian export prices - by \$25-30. ([Ukrainian Metal](#))