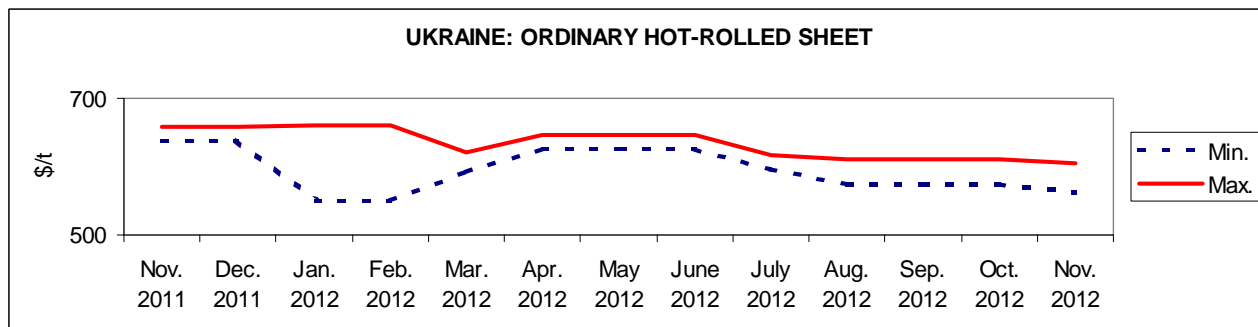


METALS OF UKRAINE & RUSSIA: ORDINARY HOT-ROLLED SHEET, NOVEMBER 2012

Month	Russian market, \$/t, \$/RUR32.1961*		Ukrainian market, \$/t without VAT, \$/UAH7.9898*		Export, Ukraine, \$/t, FOB Black sea ports		Export, Russia, \$/t, FOB Black sea ports	
	min	max	min	max	min	max	min	max
October	512.48	736.11	575.73	610.78	500.00	550.00	500.00	520.00
November	512.48	736.11	563.22	605.77	515.00	550.00	515.00	523.00

* - Ukrainian Hrivna and Russian Rouble exchange rates are as of 30.11.12 according to the National Bank of Ukraine and the Central Bank of the Russian Federation.

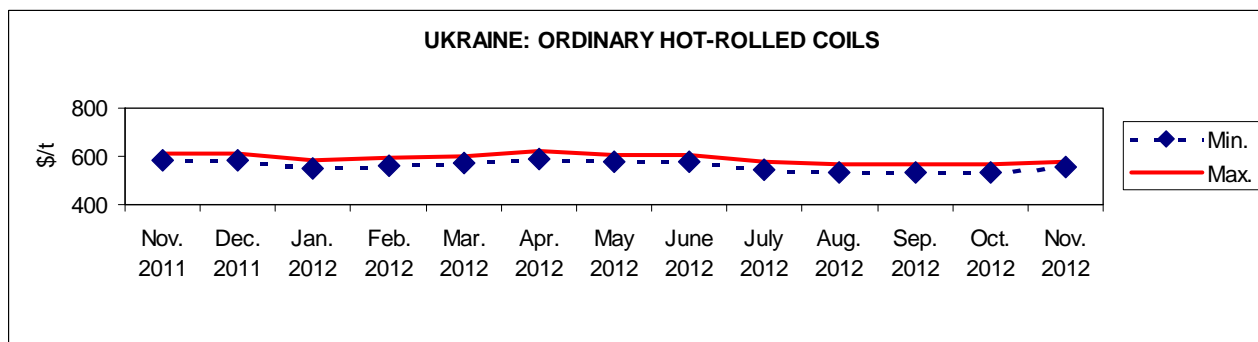


Ukrainian export prices have increased by \$15, Russian export prices - by \$3-15. ([Ukrainian Metal](#))

METALS OF UKRAINE & RUSSIA: ORDINARY HOT-ROLLED COILS, NOVEMBER 2012

Month	Russian market, \$/t, \$/RUR32.1961*		Ukrainian market, \$/t, \$/UAH7.9898*		Export, Ukraine, \$/t, FOB Black sea ports		Export, Russia, \$/t, FOB Black sea ports	
	min	max	min	max	min	max	min	max
October	558.14	709.09	535.68	565.72	500.00	520.00	500.00	530.00
November	558.14	709.09	557.59	577.86	515.00	526.00	520.00	533.00

* - Ukrainian Hrivna and Russian Rouble exchange rates are as of 30.11.12 according to the National Bank of Ukraine and the Central Bank of the Russian Federation.

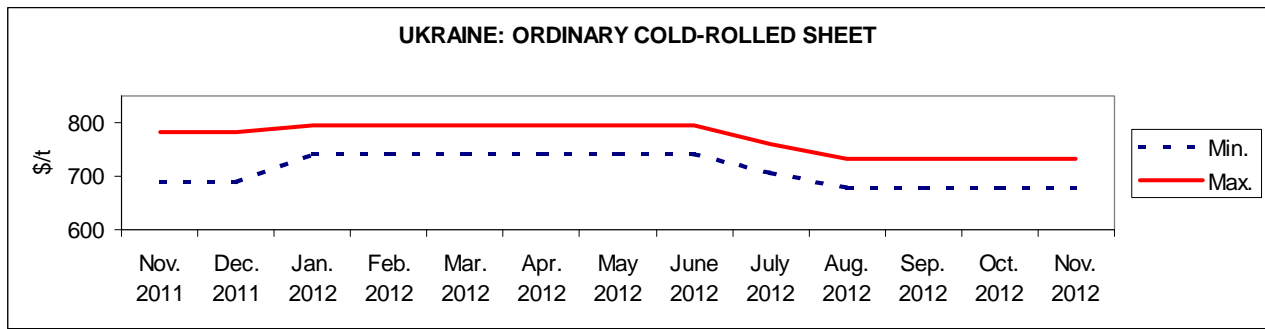


Ukrainian export prices have increased by \$6-15, Russian export prices - by \$3-20. ([Ukrainian Metal](#))

METALS OF UKRAINE & RUSSIA: ORDINARY COLD-ROLLED SHEET, NOVEMBER 2012

Month	Russian market, \$/t, \$/RUR32.1961*		Ukrainian market, \$/t, \$/UAH7.9898*		Export, Ukraine, \$/t, FOB Black sea ports		Export, Russia, \$/t, FOB Black sea ports	
	min	max	min	max	min	max	min	max
October	657.22	862.22	679.62	732.81	590.00	605.00	600.00	600.00
November	644.18	862.22	679.62	732.81	590.00	595.00	605.00	610.00

* - Ukrainian Hrivna and Russian Rouble exchange rates are as of 30.11.12 according to the National Bank of Ukraine and the Central Bank of the Russian Federation.

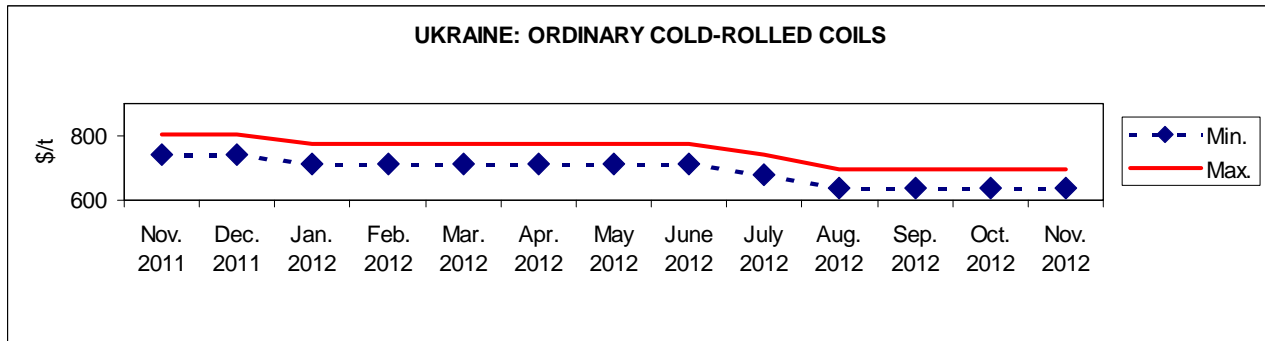


Ukrainian export prices have decreased by \$10, Russian export prices - by \$5-10. ([Ukrainian Metal](#))

METALS OF UKRAINE & RUSSIA: ORDINARY COLD-ROLLED COILS, NOVEMBER 2012

Month	Russian market, \$/t, \$1/RUR32.1961*		Ukrainian market, \$/t, \$1/UAH7.9898*		Export, Ukraine, \$/t, FOB Black sea ports		Export, Russia, \$/t, FOB Black sea ports	
	min	max	min	max	min	max	min	max
October	657.22	862.22	635.81	697.89	590.00	605.00	600.00	600.00
November	644.18	862.22	635.81	697.89	590.00	595.00	605.00	610.00

* - Ukrainian Hrivna and Russian Rouble exchange rates are as of 30.11.12 according to the National Bank of Ukraine and the Central Bank of the Russian Federation.



Ukrainian export prices have decreased by \$10, Russian export prices have increased by \$5-10. ([Ukrainian Metal](#))