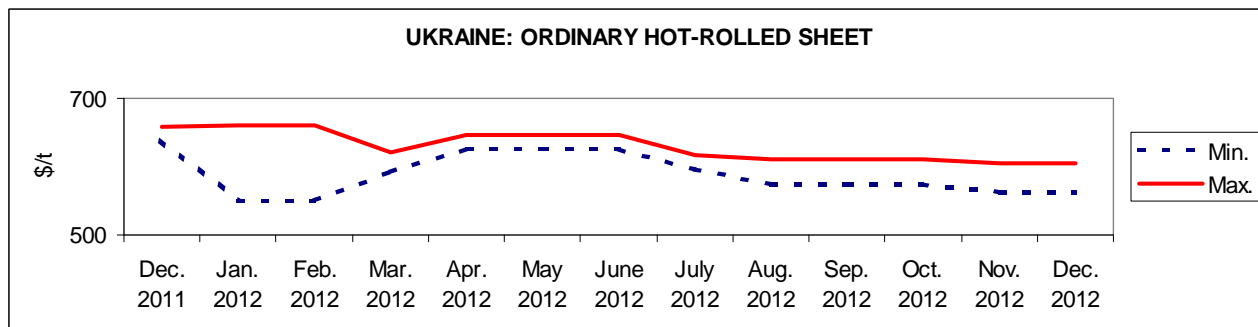


METALS OF UKRAINE & RUSSIA: ORDINARY HOT-ROLLED SHEET, DECEMBER 2012

Month	Russian market, \$/t, \$/RUR32.1961*		Ukrainian market, \$/t without VAT, \$/UAH7.9898*		Export, Ukraine, \$/t, FOB Black sea ports		Export, Russia, \$/t, FOB Black sea ports	
	min	max	min	max	min	max	min	max
November	512.48	736.11	563.22	605.77	515.00	550.00	515.00	523.00
December	512.48	736.11	563.22	605.77	520.00	560.00	530.00	550.00

* - Ukrainian Hrivna and Russian Rouble exchange rates are as of 31.12.12 according to the National Bank of Ukraine and the Central Bank of the Russian Federation.

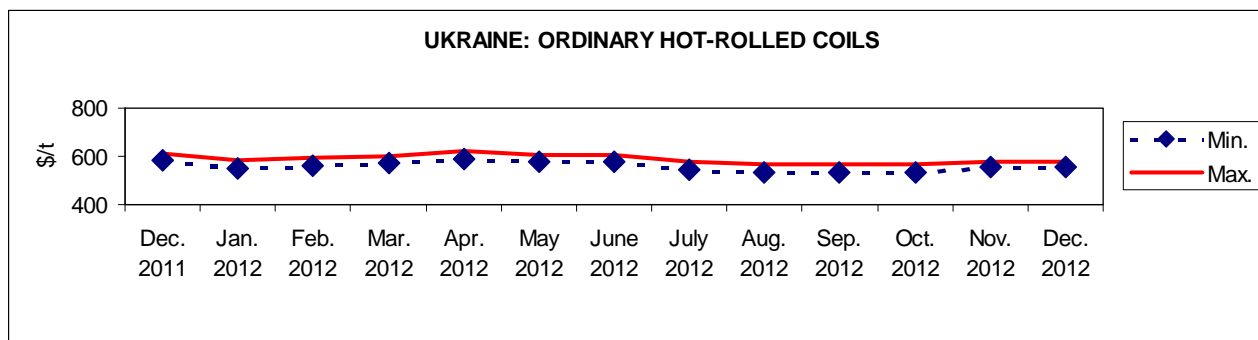


Ukrainian export prices have increased by \$5-10, Russian export prices - by \$15-27. ([Ukrainian Metal](#))

METALS OF UKRAINE & RUSSIA: ORDINARY HOT-ROLLED COILS, DECEMBER 2012

Month	Russian market, \$/t, \$/RUR32.1961*		Ukrainian market, \$/t, \$/UAH7.9898*		Export, Ukraine, \$/t, FOB Black sea ports		Export, Russia, \$/t, FOB Black sea ports	
	min	max	min	max	min	max	min	max
November	558.14	709.09	557.59	577.86	515.00	526.00	520.00	533.00
December	519.63	703.81	557.59	577.86	520.00	520.00	535.00	550.00

* - Ukrainian Hrivna and Russian Rouble exchange rates are as of 31.12.12 according to the National Bank of Ukraine and the Central Bank of the Russian Federation.

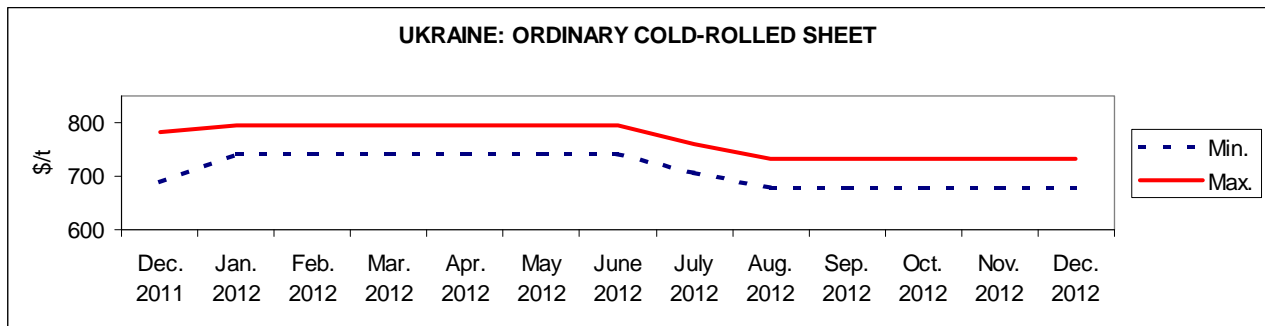


Ukrainian export prices have increased by \$5-6, Russian export prices - by \$15-17. ([Ukrainian Metal](#))

METALS OF UKRAINE & RUSSIA: ORDINARY COLD-ROLLED SHEET, DECEMBER 2012

Month	Russian market, \$/t, \$/RUR32.1961*		Ukrainian market, \$/t, \$/UAH7.9898*		Export, Ukraine, \$/t, FOB Black sea ports		Export, Russia, \$/t, FOB Black sea ports	
	min	max	min	max	min	max	min	max
November	644.18	862.22	679.62	732.81	590.00	595.00	605.00	610.00
December	609.39	862.22	679.62	732.81	595.00	600.00	615.00	620.00

* - Ukrainian Hrivna and Russian Rouble exchange rates are as of 31.12.12 according to the National Bank of Ukraine and the Central Bank of the Russian Federation.

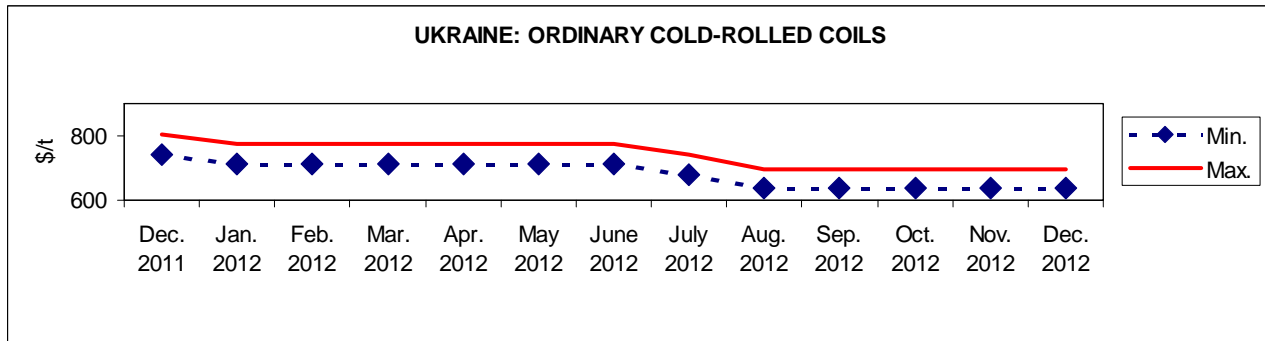


Ukrainian export prices have increased by \$5, Russian export prices - by \$10. ([Ukrainian Metal](#))

METALS OF UKRAINE & RUSSIA: ORDINARY COLD-ROLLED COILS, DECEMBER 2012

Month	Russian market, \$/t, \$1/RUR32.1961*		Ukrainian market, \$/t, \$1/UAH7.9898*		Export, Ukraine, \$/t, FOB Black sea ports		Export, Russia, \$/t, FOB Black sea ports	
	min	max	min	max	min	max	min	max
November	644.18	862.22	635.81	697.89	590.00	595.00	605.00	610.00
December	609.39	862.22	635.81	697.89	595.00	600.00	615.00	620.00

* - Ukrainian Hrivna and Russian Rouble exchange rates are as of 31.12.12 according to the National Bank of Ukraine and the Central Bank of the Russian Federation.



Ukrainian export prices have increased by \$5, Russian export prices - by \$10. ([Ukrainian Metal](#))