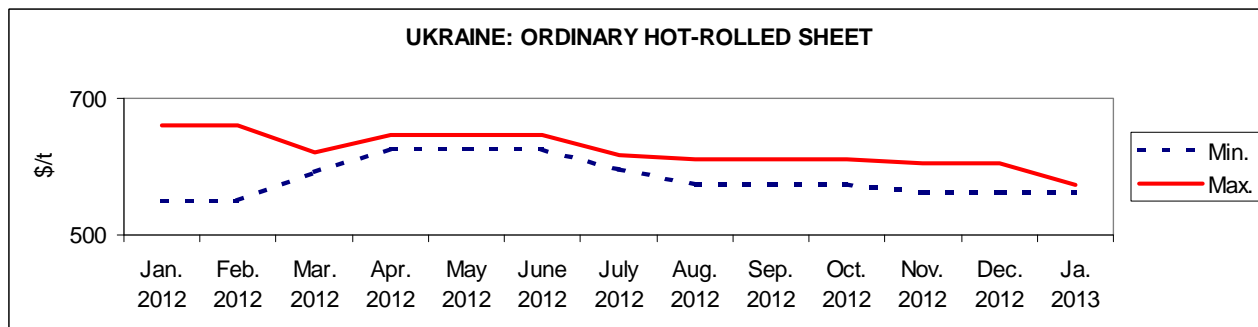


METALS OF UKRAINE & RUSSIA: ORDINARY HOT-ROLLED SHEET, JANUARY 2013

Month	Russian market, \$/t, \$/RUR32.1961*		Ukrainian market, \$/t without VAT, \$/UAH7.9898*		Export, Ukraine, \$/t, FOB Black sea ports		Export, Russia, \$/t, FOB Black sea ports	
	min	max	min	max	min	max	min	max
December	512.48	736.11	563.22	605.77	520.00	560.00	530.00	550.00
January	484.53	736.11	563.22	573.86	550.00	570.00	565.00	600.00

* - Ukrainian Hrivna and Russian Rouble exchange rates are as of 31.01.13 according to the National Bank of Ukraine and the Central Bank of the Russian Federation.

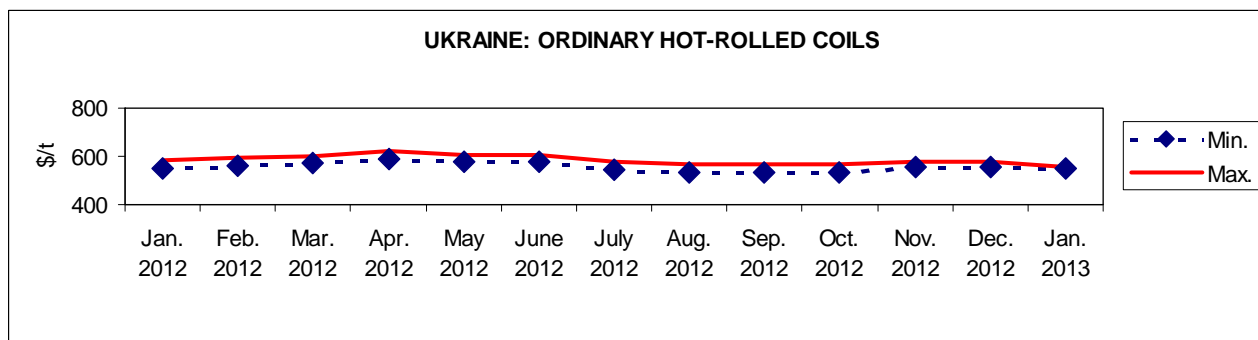


Ukrainian prices have increased by \$10-30, Russian export prices – by \$35-50. ([Ukrainian Metal](#))

METALS OF UKRAINE & RUSSIA: ORDINARY HOT-ROLLED COILS, JANUARY 2013

Month	Russian market, \$/t, \$/RUR32.1961*		Ukrainian market, \$/t, \$/UAH7.9898*		Export, Ukraine, \$/t, FOB Black sea ports		Export, Russia, \$/t, FOB Black sea ports	
	min	max	min	max	min	max	min	max
December	519.63	703.81	557.59	577.86	520.00	520.00	535.00	550.00
January	519.63	666.54	547.57	557.59	550.00	580.00	565.00	600.00

* - Ukrainian Hrivna and Russian Rouble exchange rates are as of 31.01.13 according to the National Bank of Ukraine and the Central Bank of the Russian Federation.

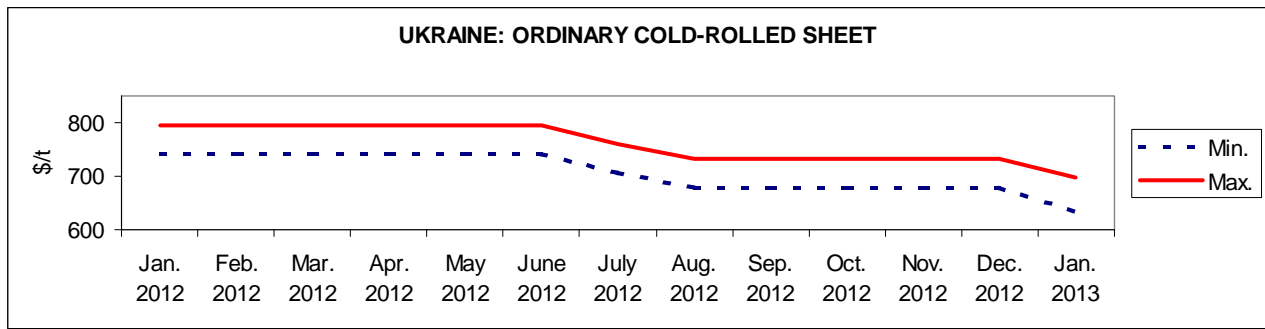


Ukrainian prices have increased by \$30-60, Russian export prices – by \$30-50. ([Ukrainian Metal](#))

METALS OF UKRAINE & RUSSIA: ORDINARY COLD-ROLLED SHEET, JANUARY 2013

Month	Russian market, \$/t, \$/RUR32.1961*		Ukrainian market, \$/t, \$/UAH7.9898*		Export, Ukraine, \$/t, FOB Black sea ports		Export, Russia, \$/t, FOB Black sea ports	
	min	max	min	max	min	max	min	max
December	609.39	862.22	679.62	732.81	595.00	600.00	615.00	620.00
January	609.39	811.90	635.81	697.89	625.00	630.00	660.00	685.00

* - Ukrainian Hrivna and Russian Rouble exchange rates are as of 31.01.13 according to the National Bank of Ukraine and the Central Bank of the Russian Federation.

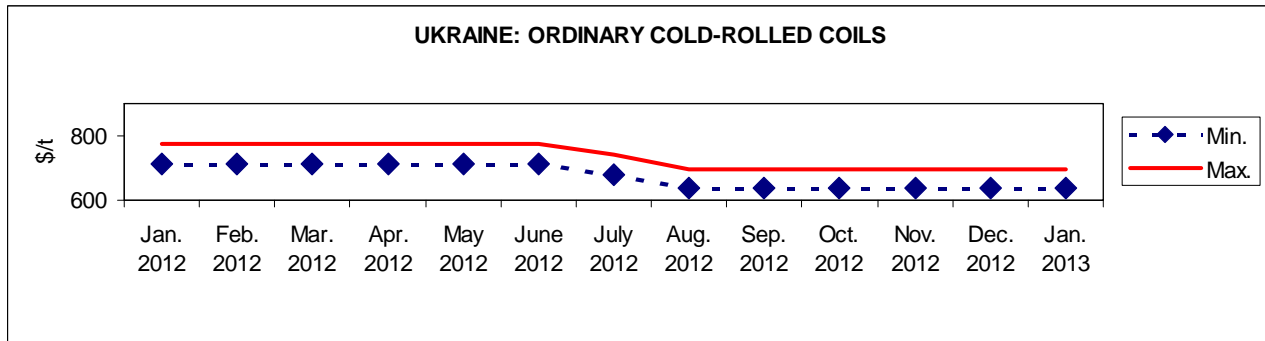


Ukrainian prices have increased by \$30, Russian export prices – by \$45-65. ([Ukrainian Metal](#))

METALS OF UKRAINE & RUSSIA: ORDINARY COLD-ROLLED COILS, JANUARY 2013

Month	Russian market, \$/t, \$1/RUR32.1961*		Ukrainian market, \$/t, \$1/UAH7.9898*		Export, Ukraine, \$/t, FOB Black sea ports		Export, Russia, \$/t, FOB Black sea ports	
	min	max	min	max	min	max	min	max
December	609.39	862.22	635.81	697.89	595.00	600.00	615.00	620.00
January	609.39	811.90	635.81	697.89	625.00	630.00	660.00	685.00

* - Ukrainian Hrivna and Russian Rouble exchange rates are as of 31.01.13 according to the National Bank of Ukraine and the Central Bank of the Russian Federation.



Ukrainian prices have increased by \$30, Russian export prices – by \$45-65. ([Ukrainian Metal](#))