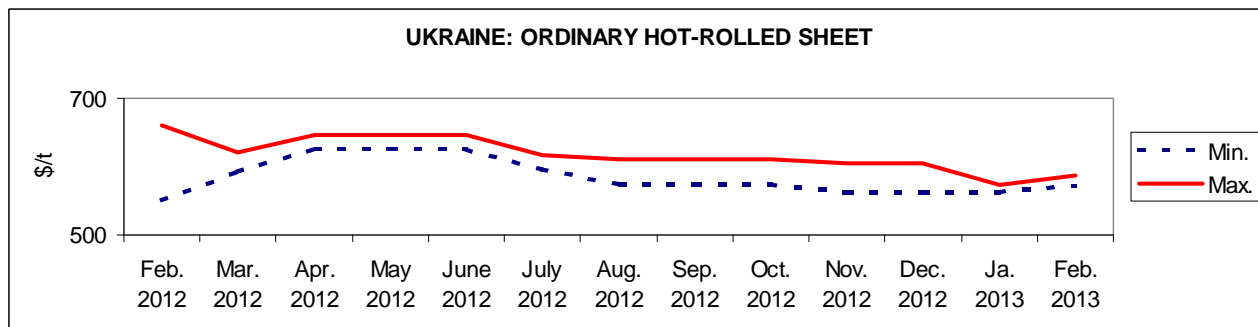


**METALS OF UKRAINE & RUSSIA: ORDINARY HOT-ROLLED SHEET, FEBRUARY 2013**

Month	Russian market, \$/t, \$1/RUR32.1961*		Ukrainian market, \$/t without VAT, \$1/UAH7.9898*		Export, Ukraine, \$/t, FOB Black sea ports		Export, Russia, \$/t, FOB Black sea ports	
	min	max	min	max	min	max	min	max
January	484.53	736.11	563.22	573.86	550.00	570.00	565.00	600.00
February	496.95	736.11	572.61	586.37	570.00	580.00	590.00	620.00

\* - Ukrainian Hrivna and Russian Rouble exchange rates are as of 28.02.13 according to the National Bank of Ukraine and the Central Bank of the Russian Federation.

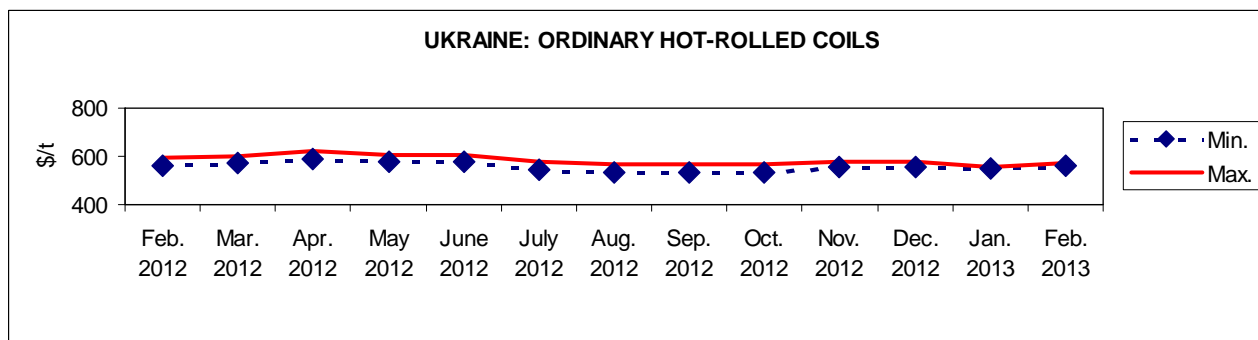


Ukrainian export prices have increased by \$10-20, Russian export prices – by \$20-25. ([Ukrainian Metal](#))

**METALS OF UKRAINE & RUSSIA: ORDINARY HOT-ROLLED COILS, FEBRUARY 2013**

Month	Russian market, \$/t, \$1/RUR32.1961*		Ukrainian market, \$/t, \$1/UAH7.9898*		Export, Ukraine, \$/t, FOB Black sea ports		Export, Russia, \$/t, FOB Black sea ports	
	min	max	min	max	min	max	min	max
January	519.63	666.54	547.57	557.59	550.00	580.00	565.00	600.00
February	519.63	681.45	560.09	570.10	570.00	590.00	590.00	620.00

\* - Ukrainian Hrivna and Russian Rouble exchange rates are as of 28.02.13 according to the National Bank of Ukraine and the Central Bank of the Russian Federation.

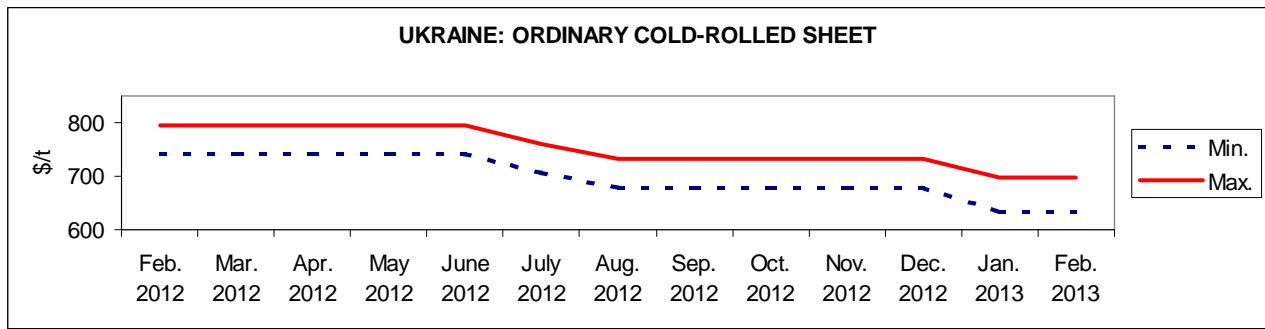


Ukrainian export prices have increased by \$10-20, Russian export prices – by \$20-25. ([Ukrainian Metal](#))

**METALS OF UKRAINE & RUSSIA: ORDINARY COLD-ROLLED SHEET, FEBRUARY 2013**

Month	Russian market, \$/t, \$1/RUR32.1961*		Ukrainian market, \$/t, \$1/UAH7.9898*		Export, Ukraine, \$/t, FOB Black sea ports		Export, Russia, \$/t, FOB Black sea ports	
	min	max	min	max	min	max	min	max
January	609.39	811.90	635.81	697.89	625.00	630.00	660.00	685.00
February	609.39	825.57	635.81	697.89	645.00	650.00	660.00	680.00

\* - Ukrainian Hrivna and Russian Rouble exchange rates are as of 28.02.13 according to the National Bank of Ukraine and the Central Bank of the Russian Federation.

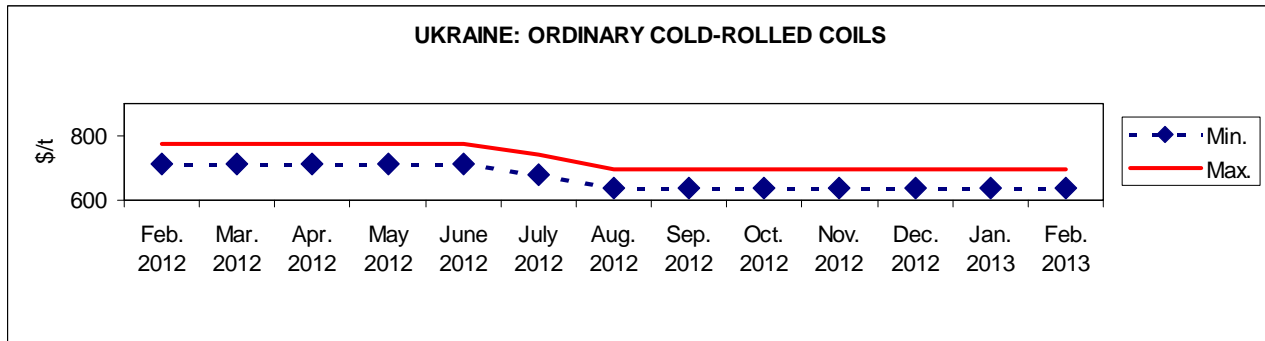


Ukrainian export prices have increased by \$20, Russian export prices have decreased by \$5. ([Ukrainian Metal](#))

**METALS OF UKRAINE & RUSSIA: ORDINARY COLD-ROLLED COILS, FEBRUARY 2013**

Month	Russian market, \$/t, \$1/RUR32.1961*		Ukrainian market, \$/t, \$1/UAH7.9898*		Export, Ukraine, \$/t, FOB Black sea ports		Export, Russia, \$/t, FOB Black sea ports	
	min	max	min	max	min	max	min	max
January	609.39	811.90	635.81	697.89	625.00	630.00	660.00	620.00
February	609.39	825.57	635.81	697.89	645.00	650.00	660.00	680.00

\* - Ukrainian Hrivna and Russian Rouble exchange rates are as of 28.02.13 according to the National Bank of Ukraine and the Central Bank of the Russian Federation.



Ukrainian export prices have increased by \$20, Russian export prices have decreased by \$5. ([Ukrainian Metal](#))