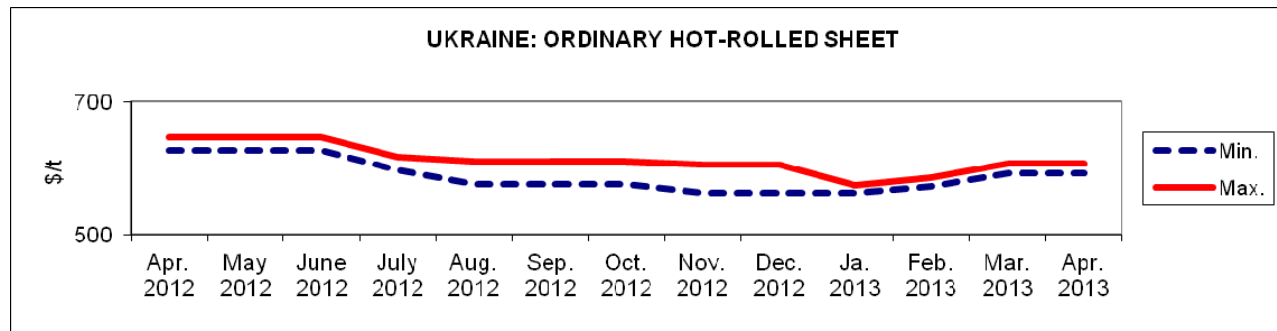


METALS OF UKRAINE & RUSSIA: ORDINARY HOT-ROLLED SHEET, APRIL 2013

Month	Russian market, \$/t, \$1/RUR32.1961*		Ukrainian market, \$/t without VAT, \$1/UAH7.9898*		Export, Ukraine, \$/t, FOB Black sea ports		Export, Russia, \$/t, FOB Black sea ports	
	min	max	min	max	min	max	min	max
March	496.95	736.11	592.88	606.65	545.00	580.00	570.00	590.00
April	496.95	736.11	592.88	606.65	525.00	550.00	540.00	560.00

* - Ukrainian Hrivna and Russian Rouble exchange rates are as of 30.04.13 according to the National Bank of Ukraine and the Central Bank of the Russian Federation.

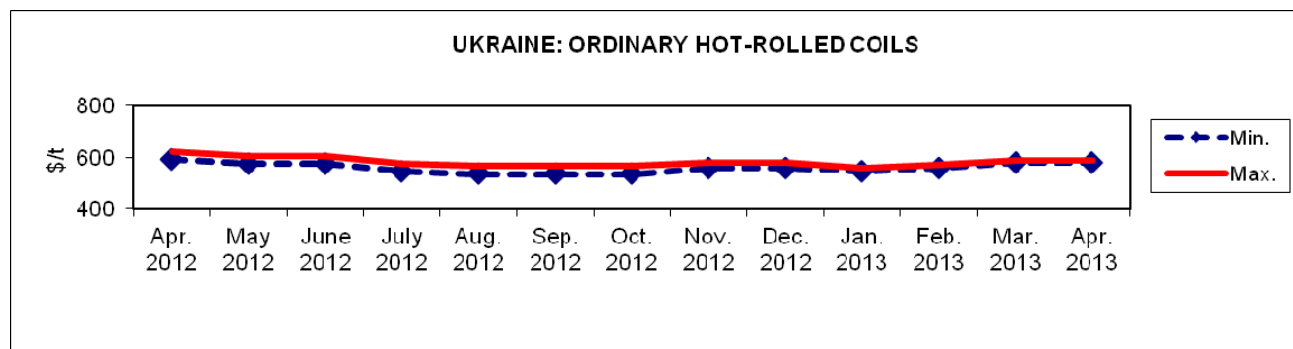


Ukrainian export prices have decreased by \$20-30, Russian - by \$30. ([Ukrainian Metal](#))

METALS OF UKRAINE & RUSSIA: ORDINARY HOT-ROLLED COILS, APRIL 2013

Month	Russian market, \$/t, \$1/RUR32.1961*		Ukrainian market, \$/t, \$1/UAH7.9898*		Export, Ukraine, \$/t, FOB Black sea ports		Export, Russia, \$/t, FOB Black sea ports	
	min	max	min	max	min	max	min	max
March	546.03	695.12	580.36	590.38	545.00	565.00	570.00	590.00
April	546.03	695.12	580.36	590.38	525.00	535.00	540.00	560.00

* - Ukrainian Hrivna and Russian Rouble exchange rates are as of 30.04.13 according to the National Bank of Ukraine and the Central Bank of the Russian Federation.

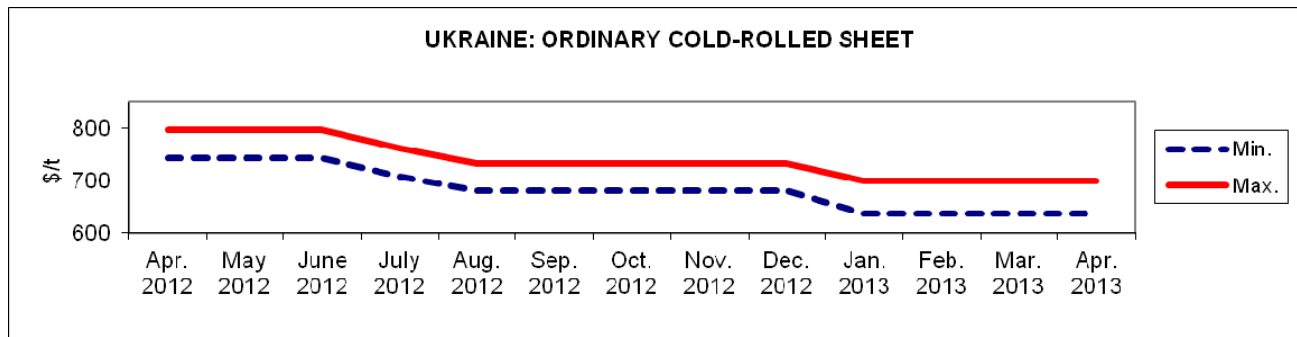


Ukrainian export prices have decreased by \$20-30, Russian - by \$30. ([Ukrainian Metal](#))

METALS OF UKRAINE & RUSSIA: ORDINARY COLD-ROLLED SHEET, APRIL 2013

Month	Russian market, \$/t, \$1/RUR32.1961*		Ukrainian market, \$/t, \$1/UAH7.9898*		Export, Ukraine, \$/t, FOB Black sea ports		Export, Russia, \$/t, FOB Black sea ports	
	min	max	min	max	min	max	min	max
March	621.19	825.57	635.81	697.89	625.00	645.00	650.00	660.00
April	621.19	825.57	635.81	697.89	610.00	625.00	640.00	645.00

* - Ukrainian Hrivna and Russian Rouble exchange rates are as of 30.04.13 according to the National Bank of Ukraine and the Central Bank of the Russian Federation.



Ukrainian export prices have decreased by \$15-20, Russian - by \$10-15. ([Ukrainian Metal](#))

METALS OF UKRAINE & RUSSIA: ORDINARY COLD-ROLLED COILS, APRIL 2013

Month	Russian market, \$/t, \$1/RUR32.1961*		Ukrainian market, \$/t, \$1/UAH7.9898*		Export, Ukraine, \$/t, FOB Black sea ports		Export, Russia, \$/t, FOB Black sea ports	
	min	max	min	max	min	max	min	max
March	621.19	825.57	635.81	697.89	625.00	645.00	650.00	660.00
April	621.19	825.57	635.81	697.89	610.00	625.00	630.00	645.00

* - Ukrainian Hrivna and Russian Rouble exchange rates are as of 30.04.13 according to the National Bank of Ukraine and the Central Bank of the Russian Federation.



Export prices have decreased by \$15-20. ([Ukrainian Metal](#))