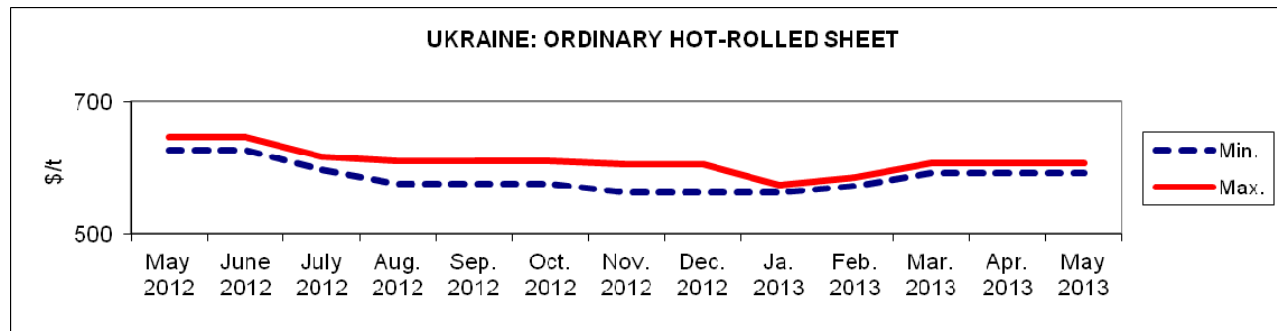


METALS OF UKRAINE & RUSSIA: ORDINARY HOT-ROLLED SHEET, MAY 2013

Month	Russian market, \$/t, \$1/RUR32.1961*		Ukrainian market, \$/t without VAT, \$1/UAH7.9898*		Export, Ukraine, \$/t, FOB Black sea ports		Export, Russia, \$/t, FOB Black sea ports	
	min	max	min	max	min	max	min	max
April	496.95	736.11	592.88	606.65	525.00	550.00	540.00	560.00
May	496.95	736.11	592.88	606.65	495.00	550.00	520.00	545.00

* - Ukrainian Hrivna and Russian Rouble exchange rates are as of 31.05.13 according to the National Bank of Ukraine and the Central Bank of the Russian Federation.

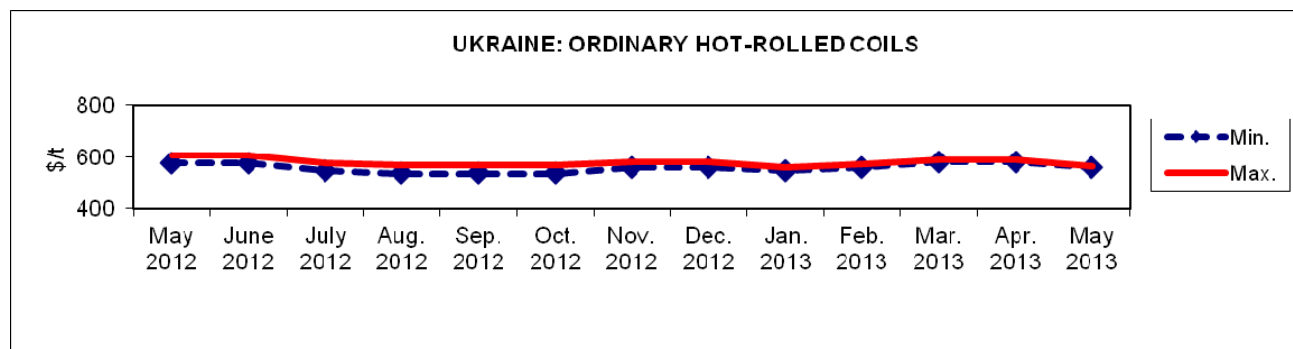


Ukrainian export prices have decreased by \$30, Russian export prices - by \$15-20. ([Ukrainian Metal](#))

METALS OF UKRAINE & RUSSIA: ORDINARY HOT-ROLLED COILS, MAY 2013

Month	Russian market, \$/t, \$1/RUR32.1961*		Ukrainian market, \$/t, \$1/UAH7.9898*		Export, Ukraine, \$/t, FOB Black sea ports		Export, Russia, \$/t, FOB Black sea ports	
	min	max	min	max	min	max	min	max
April	546.03	695.12	580.36	590.38	525.00	535.00	540.00	560.00
May	546.03	695.12	558.84	565.10	495.00	520.00	520.00	545.00

* - Ukrainian Hrivna and Russian Rouble exchange rates are as of 31.05.13 according to the National Bank of Ukraine and the Central Bank of the Russian Federation.

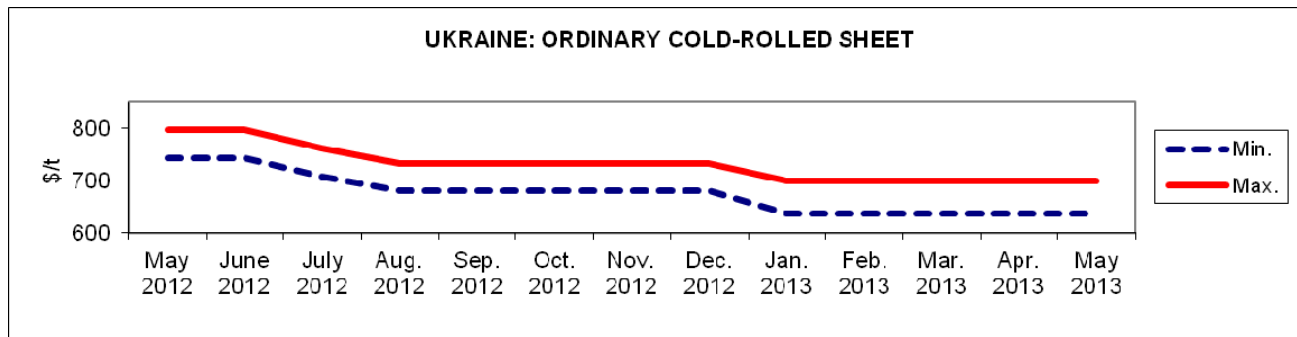


Ukrainian export prices have decreased by \$15-30, Russian export prices - by \$15-20. ([Ukrainian Metal](#))

METALS OF UKRAINE & RUSSIA: ORDINARY COLD-ROLLED SHEET, MAY 2013

Month	Russian market, \$/t, \$1/RUR32.1961*		Ukrainian market, \$/t, \$1/UAH7.9898*		Export, Ukraine, \$/t, FOB Black sea ports		Export, Russia, \$/t, FOB Black sea ports	
	min	max	min	max	min	max	min	max
April	621.19	825.57	635.81	697.89	610.00	625.00	640.00	645.00
May	608.77	825.57	635.81	697.89	595.00	600.00	620.00	630.00

* - Ukrainian Hrivna and Russian Rouble exchange rates are as of 31.05.13 according to the National Bank of Ukraine and the Central Bank of the Russian Federation.

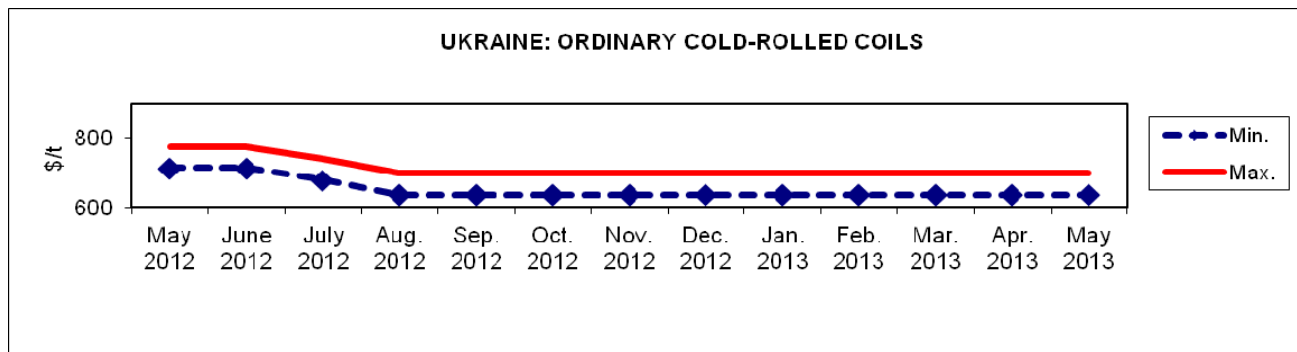


Ukrainian export prices have decreased by \$15-25, Russian export prices - by \$15-20. ([Ukrainian Metal](#))

METALS OF UKRAINE & RUSSIA: ORDINARY COLD-ROLLED COILS, MAY 2013

Month	Russian market, \$/t, \$1/RUR32.1961*		Ukrainian market, \$/t, \$1/UAH7.9898*		Export, Ukraine, \$/t, FOB Black sea ports		Export, Russia, \$/t, FOB Black sea ports	
	min	max	min	max	min	max	min	max
April	621.19	825.57	635.81	697.89	610.00	625.00	630.00	645.00
May	608.77	825.57	635.81	697.89	595.00	600.00	620.00	630.00

* - Ukrainian Hrivna and Russian Rouble exchange rates are as of 31.05.13 according to the National Bank of Ukraine and the Central Bank of the Russian Federation.



Ukrainian export prices have decreased by \$15-25, Russian export prices - by \$10-15. ([Ukrainian Metal](#))