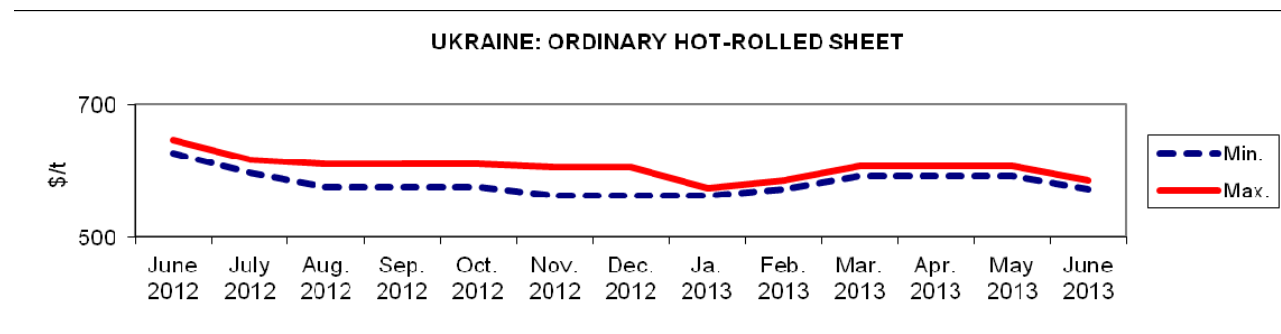


METALS OF UKRAINE & RUSSIA: ORDINARY HOT-ROLLED SHEET, JUNE 2013

Month	Russian market, \$/t, \$/RUR32.1961*		Ukrainian market, \$/t without VAT, \$/UAH7.9898*		Export, Ukraine, \$/t, FOB Black sea ports		Export, Russia, \$/t, FOB Black sea ports	
	min	max	min	max	min	max	min	max
May	496.95	736.11	592.88	606.65	495.00	550.00	520.00	545.00
June	500.68	815.63	572.61	586.37	490.00	530.00	500.00	515.00

* - Ukrainian Hrivna and Russian Rouble exchange rates are as of 30.06.13 according to the National Bank of Ukraine and the Central Bank of the Russian Federation.

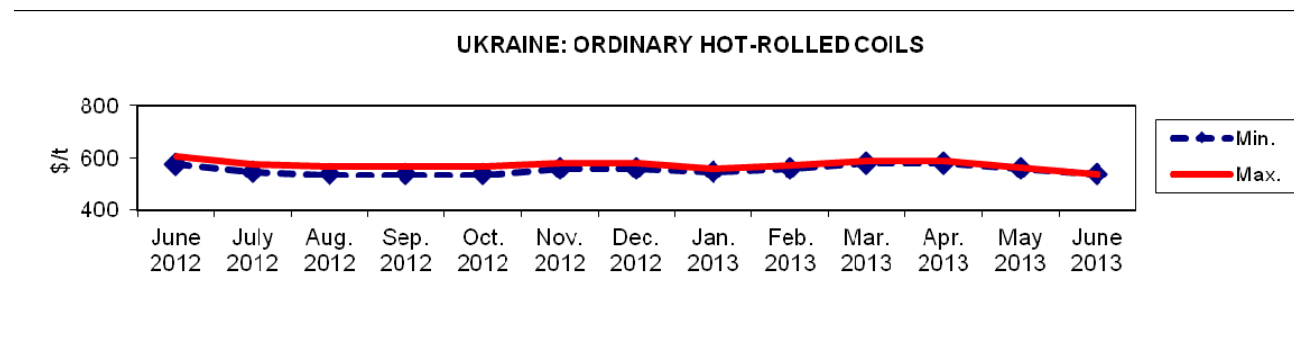


Ukrainian export prices have decreased by \$5-20, Russian – by \$20-30. ([Ukrainian Metal](#))

METALS OF UKRAINE & RUSSIA: ORDINARY HOT-ROLLED COILS, JUNE 2013

Month	Russian market, \$/t, \$/RUR32.1961*		Ukrainian market, \$/t, \$/UAH7.9898*		Export, Ukraine, \$/t, FOB Black sea ports		Export, Russia, \$/t, FOB Black sea ports	
	min	max	min	max	min	max	min	max
May	546.03	695.12	558.84	565.10	495.00	520.00	520.00	545.00
June	654.12	766.55	538.19	539.31	490.00	515.00	500.00	515.00

* - Ukrainian Hrivna and Russian Rouble exchange rates are as of 30.06.13 according to the National Bank of Ukraine and the Central Bank of the Russian Federation.



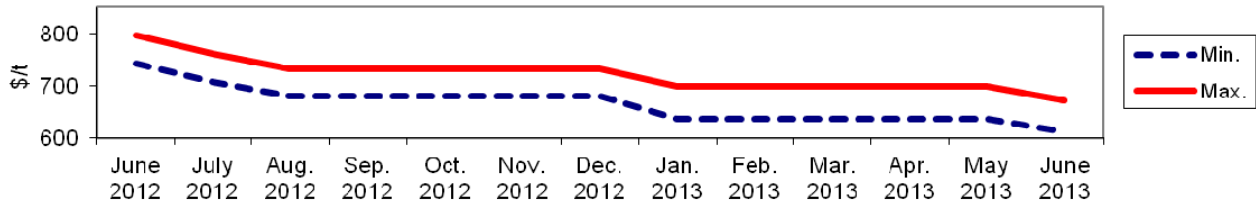
Ukrainian export prices have decreased by \$5, Russian – by \$20-30. ([Ukrainian Metal](#))

METALS OF UKRAINE & RUSSIA: ORDINARY COLD-ROLLED SHEET, JUNE 2013

Month	Russian market, \$/t, \$/RUR32.1961*		Ukrainian market, \$/t, \$/UAH7.9898*		Export, Ukraine, \$/t, FOB Black sea ports		Export, Russia, \$/t, FOB Black sea ports	
	min	max	min	max	min	max	min	max
May	608.77	825.57	635.81	697.89	595.00	600.00	620.00	630.00
June	779.29	954.77	610.53	672.61	575.00	590.00	560.00	590.00

* - Ukrainian Hrivna and Russian Rouble exchange rates are as of 30.06.13 according to the National Bank of Ukraine and the Central Bank of the Russian Federation.

UKRAINE: ORDINARY COLD-ROLLED SHEET



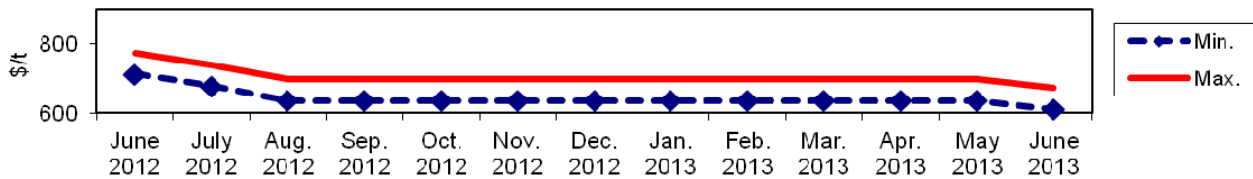
Ukrainian export prices have decreased by \$10-20, Russian – by \$40-60. ([Ukrainian Metal](#))

METALS OF UKRAINE & RUSSIA: ORDINARY COLD-ROLLED COILS, JUNE 2013

Month	Russian market, \$/t, \$1/RUR32.1961*		Ukrainian market, \$/t, \$1/UAH7.9898*		Export, Ukraine, \$/t, FOB Black sea ports		Export, Russia, \$/t, FOB Black sea ports	
	min	max	min	max	min	max	min	max
May	608.77	825.57	635.81	697.89	595.00	600.00	620.00	630.00
June	779.29	954.77	610.53	672.61	575.00	590.00	560.00	590.00

* - Ukrainian Hrivna and Russian Rouble exchange rates are as of 30.06.13 according to the National Bank of Ukraine and the Central Bank of the Russian Federation.

UKRAINE: ORDINARY COLD-ROLLED COILS



Ukrainian export prices have decreased by \$10-20, Russian – by \$40-60. ([Ukrainian Metal](#))