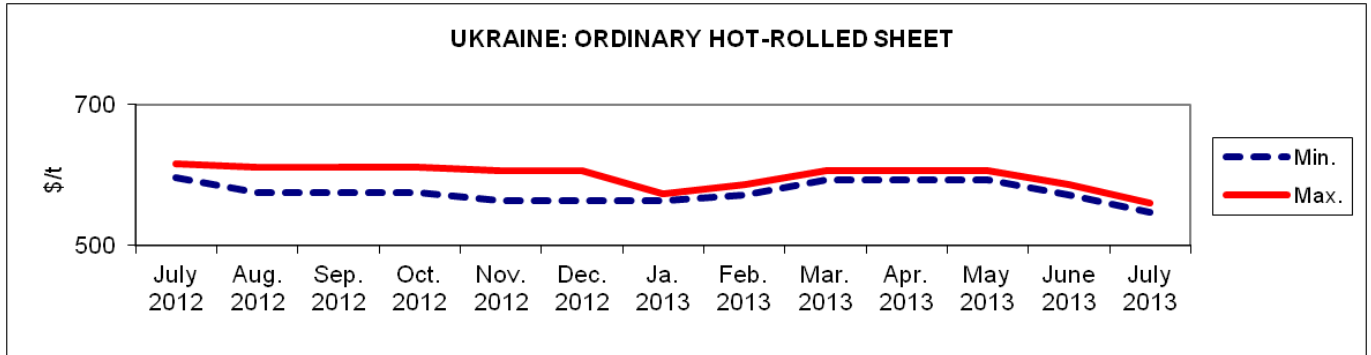


**METALS OF UKRAINE & RUSSIA: ORDINARY HOT-ROLLED SHEET, JULY 2013**

Month	Russian market, \$/t, \$/RUR32.1961*		Ukrainian market, \$/t without VAT, \$/UAH7.9898*		Export, Ukraine, \$/t, FOB Black sea ports		Export, Russia, \$/t, FOB Black sea ports	
	min	max	min	max	min	max	min	max
June	500.68	815.63	572.61	586.37	490.00	530.00	500.00	515.00
July	481.42	736.11	547.45	560.59	500.00	540.00	500.00	520.00

\* - Ukrainian Hrivna and Russian Rouble exchange rates are as of 31.07.13 according to the National Bank of Ukraine and the Central Bank of the Russian Federation.

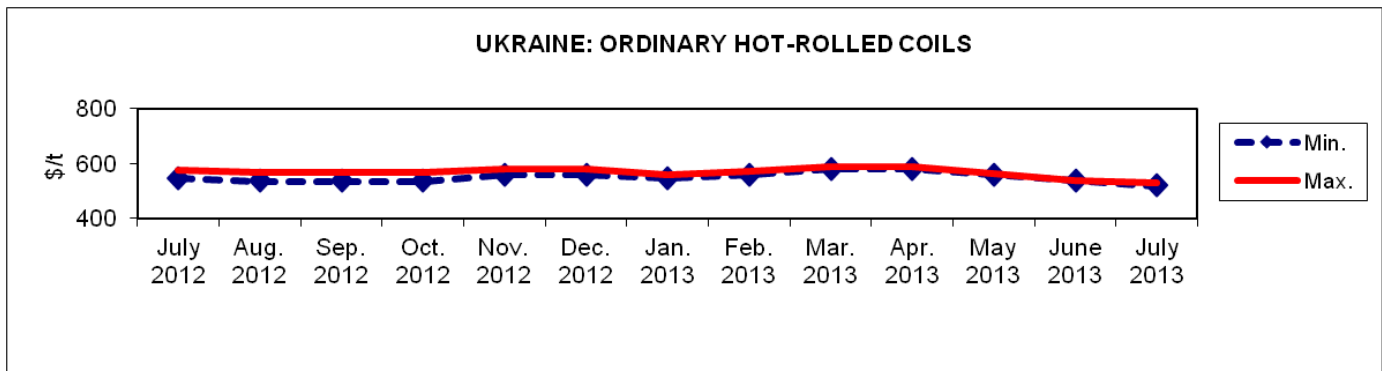


Ukrainian export have increased by \$10, Russian export prices - by \$5. ([Ukrainian Metal](#))

**METALS OF UKRAINE & RUSSIA: ORDINARY HOT-ROLLED COILS, JULY 2013**

Month	Russian market, \$/t, \$/RUR32.1961*		Ukrainian market, \$/t, \$/UAH7.9898*		Export, Ukraine, \$/t, FOB Black sea ports		Export, Russia, \$/t, FOB Black sea ports	
	min	max	min	max	min	max	min	max
June	654.12	766.55	538.19	539.31	490.00	515.00	500.00	515.00
July	518.70	648.53	519.04	529.17	500.00	510.00	500.00	520.00

\* - Ukrainian Hrivna and Russian Rouble exchange rates are as of 31.07.13 according to the National Bank of Ukraine and the Central Bank of the Russian Federation.



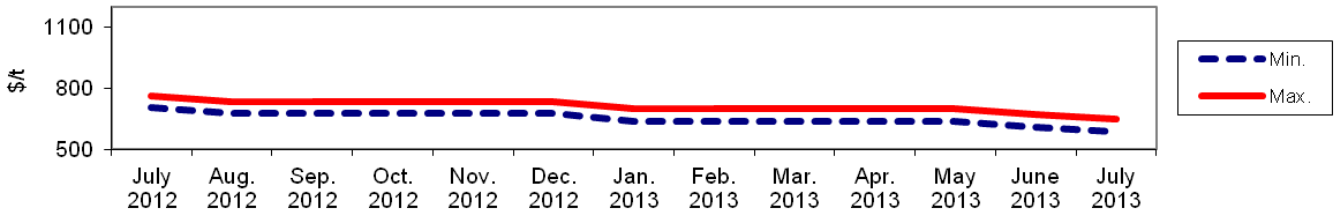
Ukrainian export have increased by \$5-10, Russian export prices have decreased by \$5. ([Ukrainian Metal](#))

**METALS OF UKRAINE & RUSSIA: ORDINARY COLD-ROLLED SHEET, JULY 2013**

Month	Russian market, \$/t, \$/RUR32.1961*		Ukrainian market, \$/t, \$/UAH7.9898*		Export, Ukraine, \$/t, FOB Black sea ports		Export, Russia, \$/t, FOB Black sea ports	
	min	max	min	max	min	max	min	max
June	779.29	954.77	610.53	672.61	575.00	590.00	560.00	590.00
July	572.43	784.88	585.00	646.82	580.00	590.00	555.00	610.00

\* - Ukrainian Hrivna and Russian Rouble exchange rates are as of 31.07.13 according to the National Bank of Ukraine and the Central Bank of the Russian Federation.

**UKRAINE: ORDINARY COLD-ROLLED SHEET**



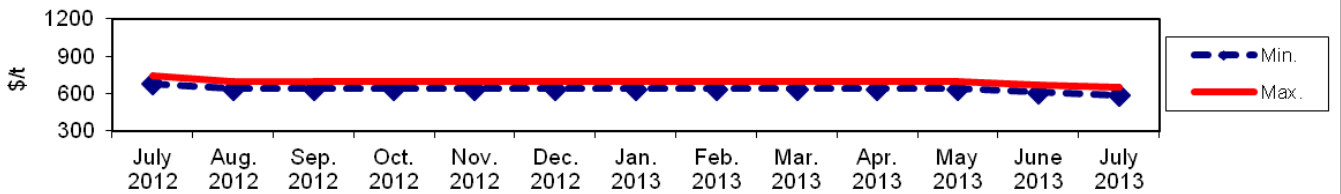
Ukrainian export prices have increased by \$5, Russian average minimum have decreased by \$5 and average maximum prices have increased by \$20.

**METALS OF UKRAINE & RUSSIA: ORDINARY COLD-ROLLED COILS, JULY 2013**

Month	Russian market, \$/t, \$1/RUR32.1961*		Ukrainian market, \$/t, \$1/UAH7.9898*		Export, Ukraine, \$/t, FOB Black sea ports		Export, Russia, \$/t, FOB Black sea ports	
	min	max	min	max	min	max	min	max
June	779.29	954.77	610.53	672.61	575.00	590.00	560.00	590.00
July	572.43	784.88	585.00	646.82	580.00	590.00	555.00	610.00

\* - Ukrainian Hrivna and Russian Rouble exchange rates are as of 31.07.13 according to the National Bank of Ukraine and the Central Bank of the Russian Federation.

**UKRAINE: ORDINARY COLD-ROLLED COILS**



Ukrainian export prices have increased by \$5, Russian average minimum have decreased by \$5 and average maximum prices have increased by \$20. ([Ukrainian Metal](#))