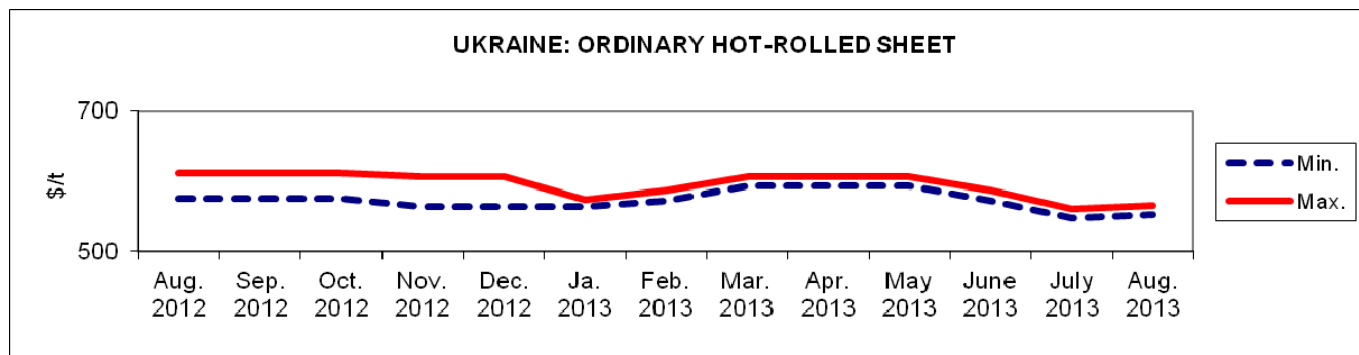


METALS OF UKRAINE & RUSSIA: ORDINARY HOT-ROLLED SHEET, AUGUST 2013

Month	Russian market, \$/t, \$1/RUR32.1961*		Ukrainian market, \$/t without VAT, \$1/UAH7.9898*		Export, Ukraine, \$/t, FOB Black sea ports		Export, Russia, \$/t, FOB Black sea ports	
	min	max	min	max	min	max	min	max
July	481.42	736.11	547.45	560.59	500.00	540.00	500.00	520.00
August	481.42	711.51	552.58	565.72	520.00	550.00	525.00	555.00

* - Ukrainian Hrivna and Russian Rouble exchange rates are as of 31.08.13 according to the National Bank of Ukraine and the Central Bank of the Russian Federation.

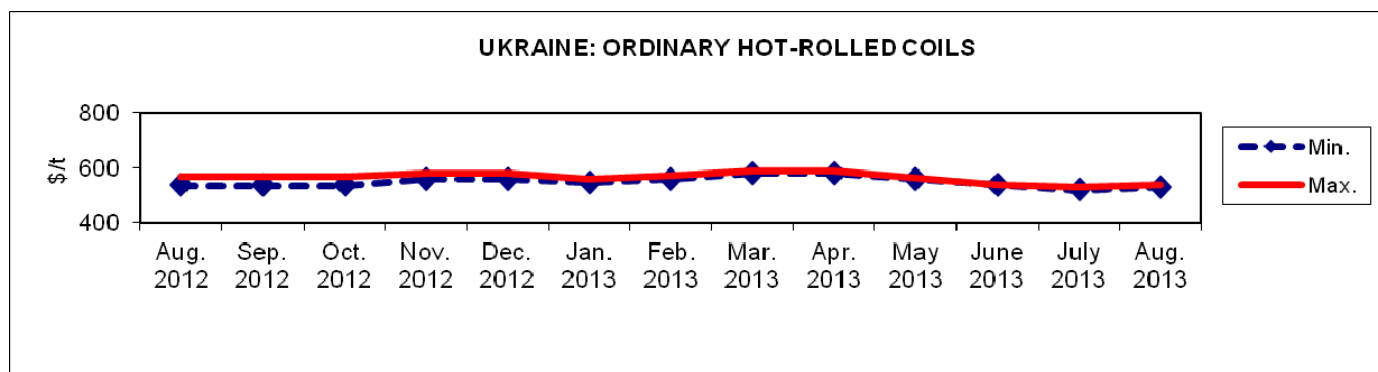


Ukrainian export prices have increased by \$10-20, Russian export prices - by \$25-35. ([Ukrainian Metal](#))

METALS OF UKRAINE & RUSSIA: ORDINARY HOT-ROLLED COILS, AUGUST 2013

Month	Russian market, \$/t, \$1/RUR32.1961*		Ukrainian market, \$/t, \$1/UAH7.9898*		Export, Ukraine, \$/t, FOB Black sea ports		Export, Russia, \$/t, FOB Black sea ports	
	min	max	min	max	min	max	min	max
July	518.70	648.53	519.04	529.17	500.00	510.00	500.00	520.00
August	534.23	678.34	529.17	539.31	520.00	530.00	525.00	555.00

* - Ukrainian Hrivna and Russian Rouble exchange rates are as of 31.08.13 according to the National Bank of Ukraine and the Central Bank of the Russian Federation.

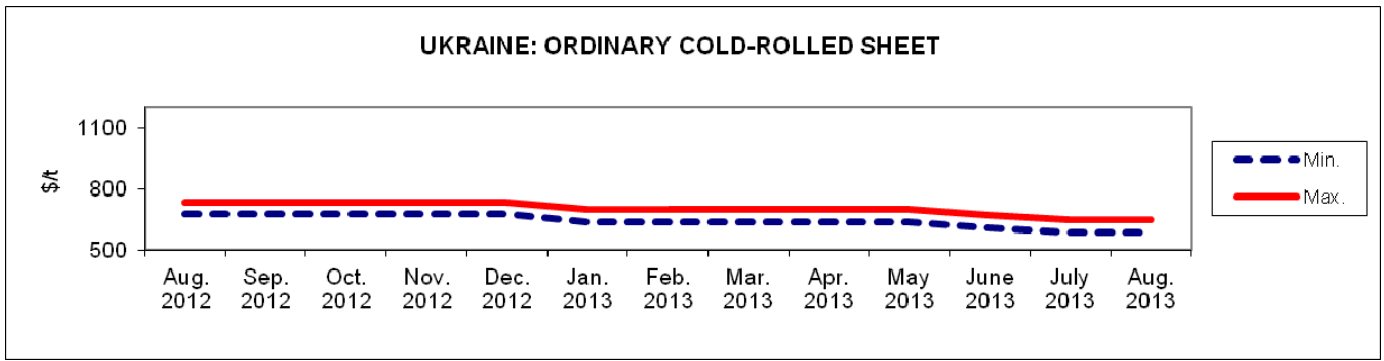


Ukrainian export prices have increased by \$20, Russian export prices - by \$25-35. ([Ukrainian Metal](#))

METALS OF UKRAINE & RUSSIA: ORDINARY COLD-ROLLED SHEET, AUGUST 2013

Month	Russian market, \$/t, \$1/RUR32.1961*		Ukrainian market, \$/t, \$1/UAH7.9898*		Export, Ukraine, \$/t, FOB Black sea ports		Export, Russia, \$/t, FOB Black sea ports	
	min	max	min	max	min	max	min	max
July	572.43	784.88	585.00	646.82	580.00	590.00	555.00	610.00
August	598.52	784.88	585.00	646.82	600.00	610.00	580.00	640.00

* - Ukrainian Hrivna and Russian Rouble exchange rates are as of 31.08.13 according to the National Bank of Ukraine and the Central Bank of the Russian Federation.

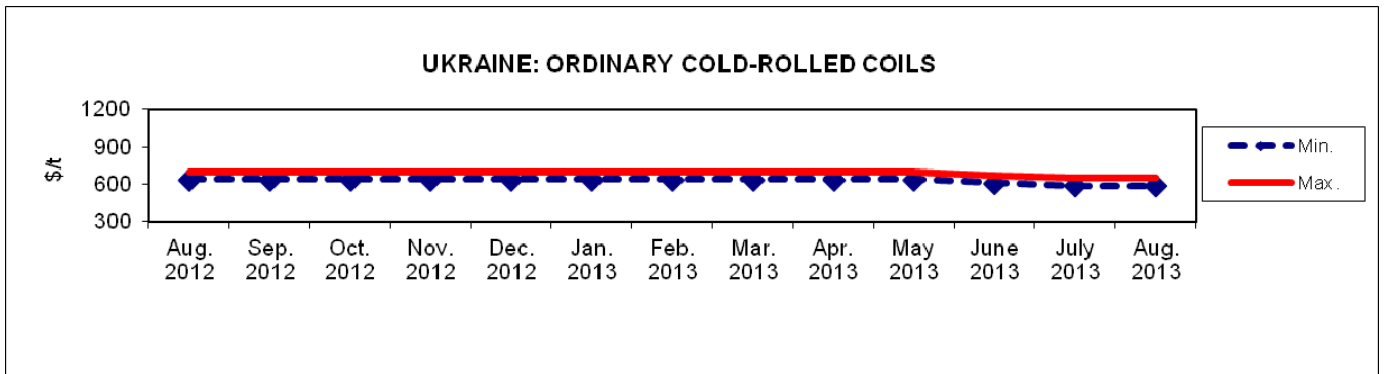


Ukrainian export prices have increased by \$20, Russian export prices - by \$25-35. ([Ukrainian Metal](#))

METALS OF UKRAINE & RUSSIA: ORDINARY COLD-ROLLED COILS, AUGUST 2013

Month	Russian market, \$/t, \$1/RUR32.1961*		Ukrainian market, \$/t, \$1/UAH7.9898*		Export, Ukraine, \$/t, FOB Black sea ports		Export, Russia, \$/t, FOB Black sea ports	
	min	max	min	max	min	max	min	max
July	572.43	784.88	585.00	646.82	580.00	590.00	555.00	610.00
August	598.52	784.88	585.00	646.82	600.00	610.00	580.00	640.00

* - Ukrainian Hrivna and Russian Rouble exchange rates are as of 31.08.13 according to the National Bank of Ukraine and the Central Bank of the Russian Federation.



Ukrainian export prices have increased by \$20, Russian export prices - by \$25-35. ([Ukrainian Metal](#))