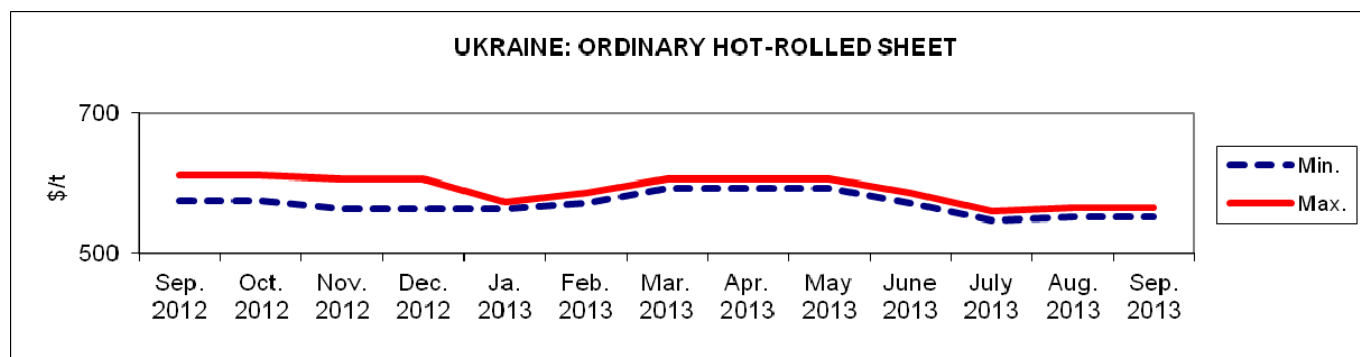


**METALS OF UKRAINE & RUSSIA: ORDINARY HOT-ROLLED SHEET, SEPTEMBER 2013**

Month	Russian market, \$/t, \$1/RUR32.1961*		Ukrainian market, \$/t without VAT, \$1/UAH7.9898*		Export, Ukraine, \$/t, FOB Black sea ports		Export, Russia, \$/t, FOB Black sea ports	
	min	max	min	max	min	max	min	max
August	481.42	711.51	552.58	565.72	520.00	550.00	525.00	555.00
September	498.51	711.51	552.58	565.72	520.00	550.00	545.00	550.00

\* - Ukrainian Hrivna and Russian Rouble exchange rates are as of 30.09.13 according to the National Bank of Ukraine and the Central Bank of the Russian Federation.

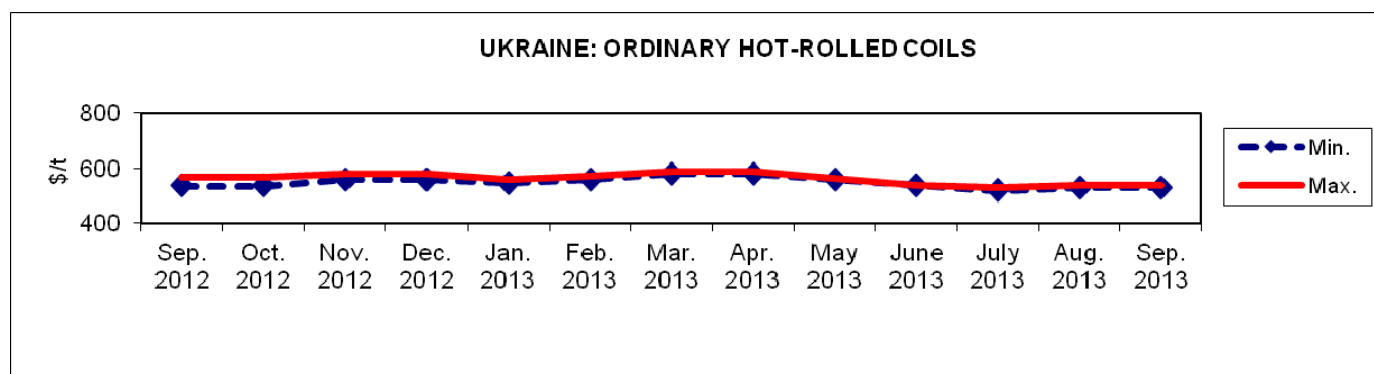


Average minimal Russian export prices have increased by \$20. Average maximal Russian export prices have decreased by \$5. ([Ukrainian Metal](#))

**METALS OF UKRAINE & RUSSIA: ORDINARY HOT-ROLLED COILS, SEPTEMBER 2013**

Month	Russian market, \$/t, \$1/RUR32.1961*		Ukrainian market, \$/t, \$1/UAH7.9898*		Export, Ukraine, \$/t, FOB Black sea ports		Export, Russia, \$/t, FOB Black sea ports	
	min	max	min	max	min	max	min	max
August	534.23	678.34	529.17	539.31	520.00	530.00	525.00	555.00
September	543.54	678.34	529.17	539.31	520.00	525.00	545.00	550.00

\* - Ukrainian Hrivna and Russian Rouble exchange rates are as of 30.09.13 according to the National Bank of Ukraine and the Central Bank of the Russian Federation.



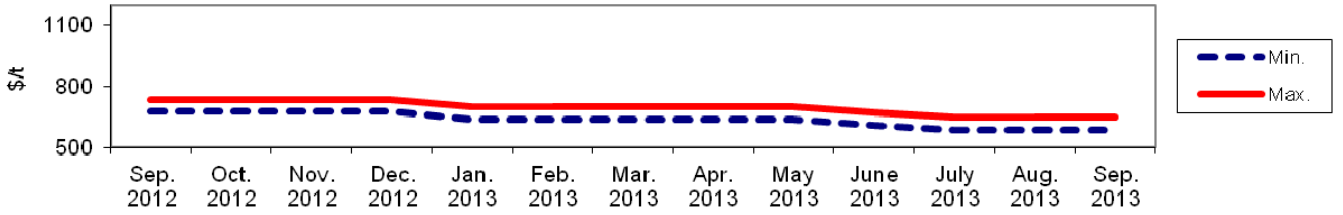
Ukrainian export prices have decreased by \$5. Average minimal Russian export prices have increased by \$20. Average maximal Russian export prices have decreased by \$5. ([Ukrainian Metal](#))

**METALS OF UKRAINE & RUSSIA: ORDINARY COLD-ROLLED SHEET, SEPTEMBER 2013**

Month	Russian market, \$/t, \$1/RUR32.1961*		Ukrainian market, \$/t, \$1/UAH7.9898*		Export, Ukraine, \$/t, FOB Black sea ports		Export, Russia, \$/t, FOB Black sea ports	
	min	max	min	max	min	max	min	max
August	598.52	784.88	585.00	646.82	600.00	610.00	580.00	640.00
September	624.92	784.88	585.00	646.82	600.00	610.00	620.00	640.00

\* - Ukrainian Hrivna and Russian Rouble exchange rates are as of 30.09.13 according to the National Bank of Ukraine and the Central Bank of the Russian Federation.

**UKRAINE: ORDINARY COLD-ROLLED SHEET**



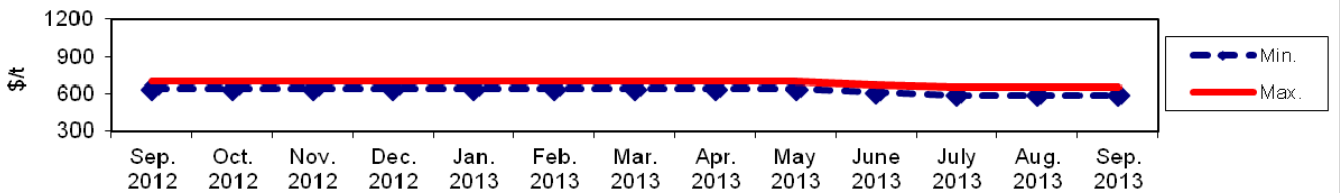
Average minimal Russian export prices have increased by \$40. ([Ukrainian Metal](#))

**METALS OF UKRAINE & RUSSIA: ORDINARY COLD-ROLLED COILS, SEPTEMBER 2013**

Month	Russian market, \$/t, \$1/RUR32.1961*		Ukrainian market, \$/t, \$1/UAH7.9898*		Export, Ukraine, \$/t, FOB Black sea ports		Export, Russia, \$/t, FOB Black sea ports	
	min	max	min	max	min	max	min	max
August	598.52	784.88	585.00	646.82	600.00	610.00	580.00	640.00
September	624.92	784.88	585.00	646.82	600.00	610.00	620.00	640.00

\* - Ukrainian Hrivna and Russian Rouble exchange rates are as of 30.09.13 according to the National Bank of Ukraine and the Central Bank of the Russian Federation.

**UKRAINE: ORDINARY COLD-ROLLED COILS**



Average minimal Russian export prices have increased by \$40. ([Ukrainian Metal](#))