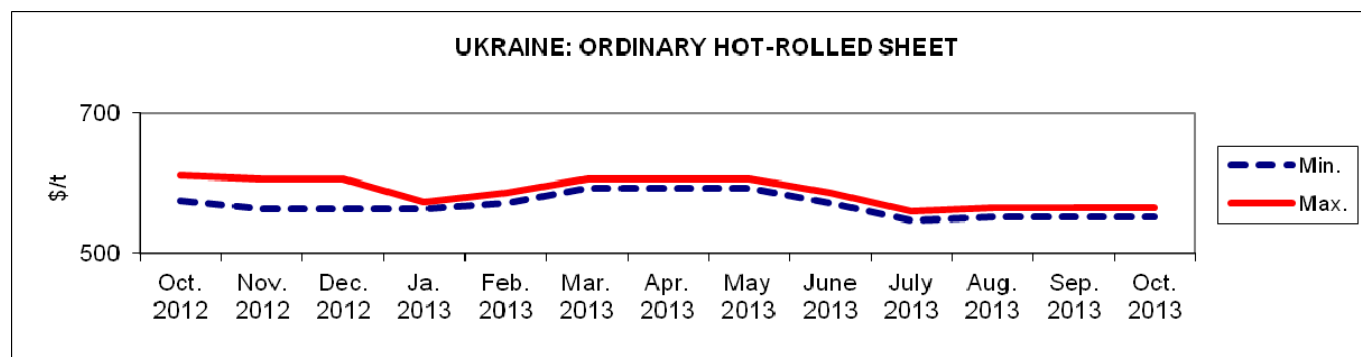


METALS OF UKRAINE & RUSSIA: ORDINARY HOT-ROLLED SHEET, OCTOBER 2013

Month	Russian market, \$/t, \$1/RUR32.1961*		Ukrainian market, \$/t without VAT, \$1/UAH7.9898*		Export, Ukraine, \$/t, FOB Black sea ports		Export, Russia, \$/t, FOB Black sea ports	
	min	max	min	max	min	max	min	max
September	498.51	711.51	552.58	565.72	520.00	550.00	545.00	550.00
October	507.83	711.51	552.58	565.72	505.00	550.00	540.00	540.00

* - Ukrainian Hrivna and Russian Rouble exchange rates are as of 31.10.13 according to the National Bank of Ukraine and the Central Bank of the Russian Federation.

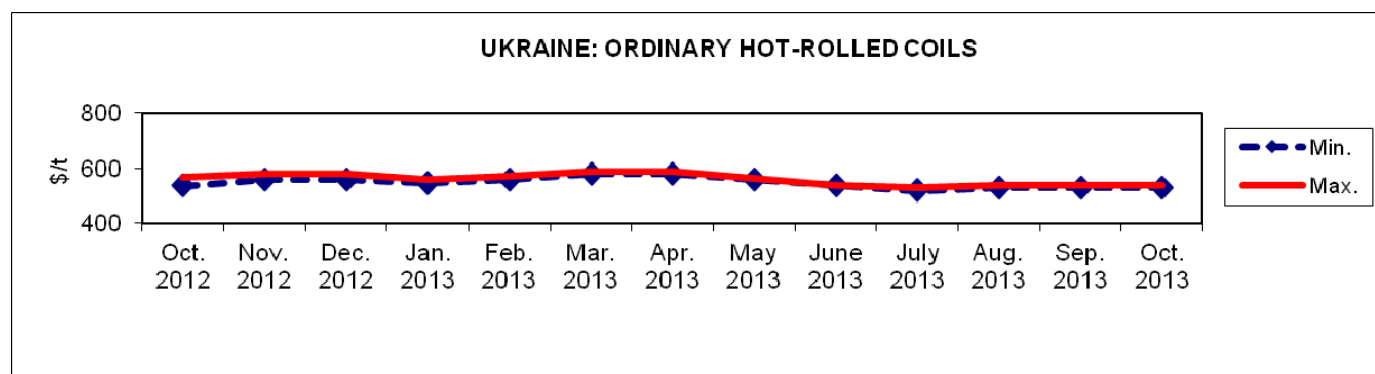


Ukrainian average minimal export prices have decreased by \$15, while Russian export prices have decreased by \$5-10. ([Ukrainian Metal](#))

METALS OF UKRAINE & RUSSIA: ORDINARY HOT-ROLLED COILS, OCTOBER 2013

Month	Russian market, \$/t, \$1/RUR32.1961*		Ukrainian market, \$/t, \$1/UAH7.9898*		Export, Ukraine, \$/t, FOB Black sea ports		Export, Russia, \$/t, FOB Black sea ports	
	min	max	min	max	min	max	min	max
September	543.54	678.34	529.17	539.31	520.00	525.00	545.00	550.00
October	569.94	704.43	529.17	539.31	505.00	525.00	540.00	540.00

* - Ukrainian Hrivna and Russian Rouble exchange rates are as of 31.10.13 according to the National Bank of Ukraine and the Central Bank of the Russian Federation.



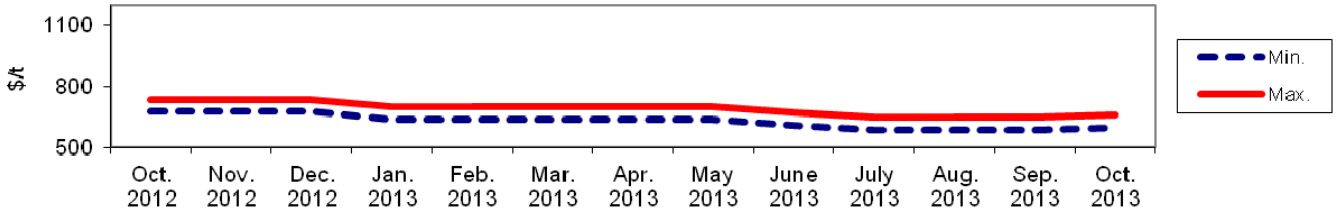
Ukrainian export prices have decreased by \$15, Russian export prices – by \$5-10. ([Ukrainian Metal](#))

METALS OF UKRAINE & RUSSIA: ORDINARY COLD-ROLLED SHEET, OCTOBER 2013

Month	Russian market, \$/t, \$1/RUR32.1961*		Ukrainian market, \$/t, \$1/UAH7.9898*		Export, Ukraine, \$/t, FOB Black sea ports		Export, Russia, \$/t, FOB Black sea ports	
	min	max	min	max	min	max	min	max
September	624.92	784.88	585.00	646.82	600.00	610.00	620.00	640.00
October	624.92	807.55	600.27	662.09	600.00	600.00	610.00	610.00

* - Ukrainian Hrivna and Russian Rouble exchange rates are as of 31.10.13 according to the National Bank of Ukraine and the Central Bank of the Russian Federation.

UKRAINE: ORDINARY COLD-ROLLED SHEET



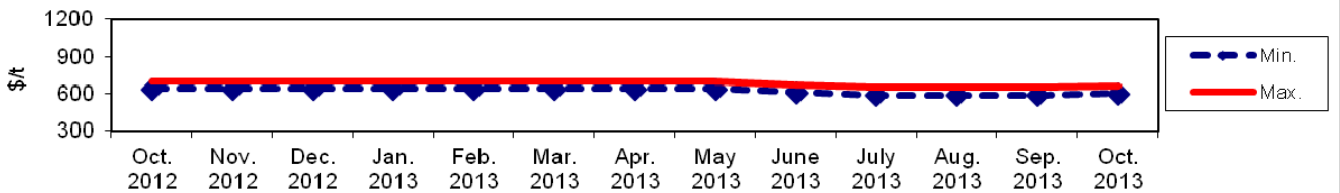
Ukrainian average maximal prices have decreased by \$10, Russian export prices – by \$10-30. ([Ukrainian Metal](#))

METALS OF UKRAINE & RUSSIA: ORDINARY COLD-ROLLED COILS, OCTOBER 2013

Month	Russian market, \$/t, \$1/RUR32.1961*		Ukrainian market, \$/t, \$1/UAH7.9898*		Export, Ukraine, \$/t, FOB Black sea ports		Export, Russia, \$/t, FOB Black sea ports	
	min	max	min	max	min	max	min	max
September	624.92	784.88	585.00	646.82	600.00	610.00	620.00	640.00
October	624.92	807.55	600.27	662.09	600.00	600.00	610.00	610.00

* - Ukrainian Hrivna and Russian Rouble exchange rates are as of 31.10.13 according to the National Bank of Ukraine and the Central Bank of the Russian Federation.

UKRAINE: ORDINARY COLD-ROLLED COILS



Ukrainian average maximal prices have decreased by \$10, Russian export prices – by \$10-30. ([Ukrainian Metal](#))