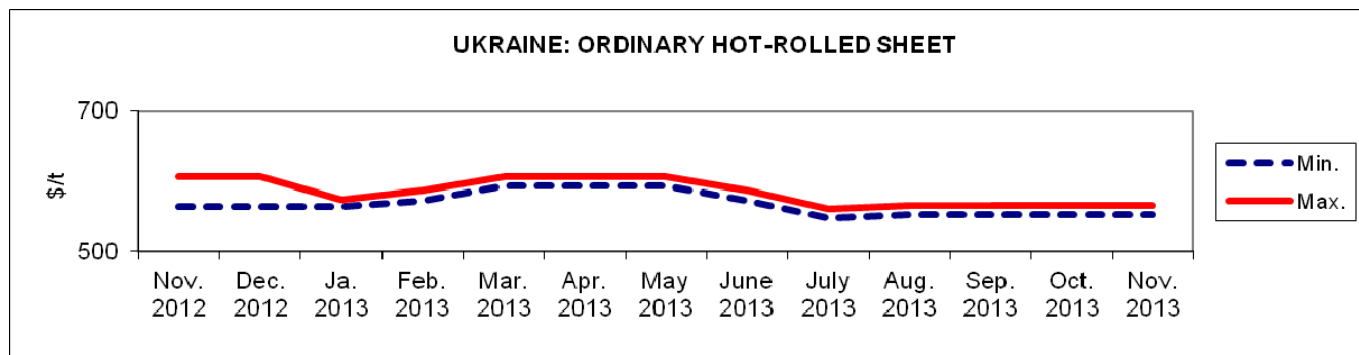


METALS OF UKRAINE & RUSSIA: ORDINARY HOT-ROLLED SHEET, OCTOBER 2013

Month	Russian market, \$/t, \$1/RUR32.1961*		Ukrainian market, \$/t without VAT, \$1/UAH7.9898*		Export, Ukraine, \$/t, FOB Black sea ports		Export, Russia, \$/t, FOB Black sea ports	
	min	max	min	max	min	max	min	max
October	507.83	711.51	552.58	565.72	505.00	550.00	540.00	540.00
November	507.83	711.51	552.58	565.72	515.00	555.00	525.00	545.00

* - Ukrainian Hrivna and Russian Rouble exchange rates are as of 30.11.13 according to the National Bank of Ukraine and the Central Bank of the Russian Federation.

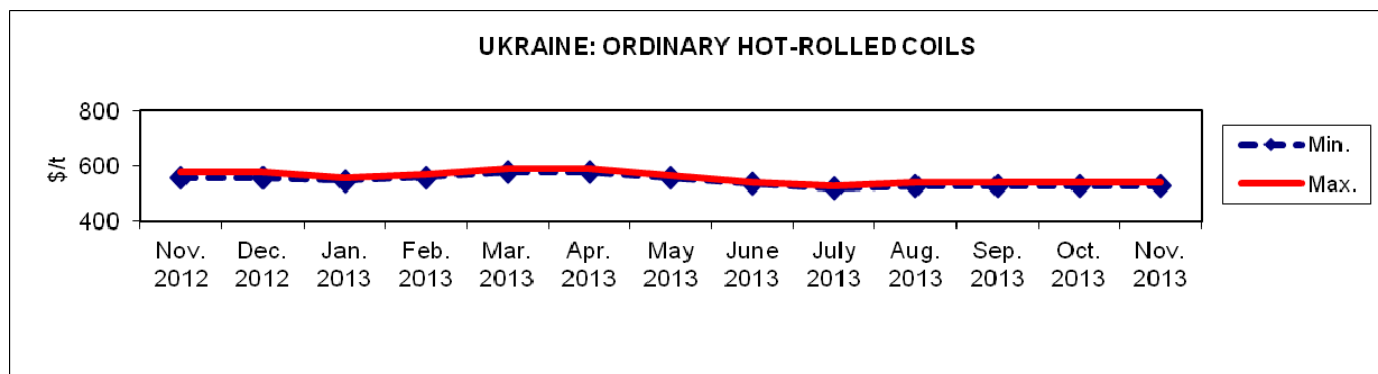


Ukrainian export prices have increased by \$5-10, Russian average minimal export prices have decreased by \$15, while average maximal export prices have increased by \$5. ([Ukrainian Metal](#))

METALS OF UKRAINE & RUSSIA: ORDINARY HOT-ROLLED COILS, OCTOBER 2013

Month	Russian market, \$/t, \$1/RUR32.1961*		Ukrainian market, \$/t, \$1/UAH7.9898*		Export, Ukraine, \$/t, FOB Black sea ports		Export, Russia, \$/t, FOB Black sea ports	
	min	max	min	max	min	max	min	max
October	569.94	704.43	529.17	539.31	505.00	525.00	540.00	540.00
November	558.45	683.93	529.17	539.31	515.00	525.00	525.00	545.00

* - Ukrainian Hrivna and Russian Rouble exchange rates are as of 30.11.13 according to the National Bank of Ukraine and the Central Bank of the Russian Federation.

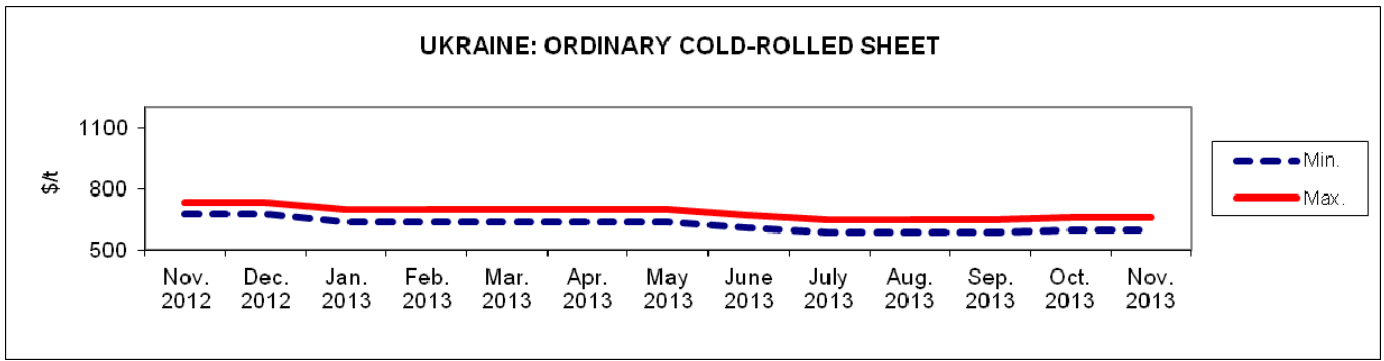


Ukrainian export prices have increased by \$10, Russian average minimal export prices have decreased by \$15, while average maximal export prices have increased by \$5. ([Ukrainian Metal](#))

METALS OF UKRAINE & RUSSIA: ORDINARY COLD-ROLLED SHEET, OCTOBER 2013

Month	Russian market, \$/t, \$1/RUR32.1961*		Ukrainian market, \$/t, \$1/UAH7.9898*		Export, Ukraine, \$/t, FOB Black sea ports		Export, Russia, \$/t, FOB Black sea ports	
	min	max	min	max	min	max	min	max
October	624.92	807.55	600.27	662.09	600.00	600.00	610.00	610.00
November	606.28	807.55	600.27	662.09	600.00	605.00	615.00	620.00

* - Ukrainian Hrivna and Russian Rouble exchange rates are as of 30.11.13 according to the National Bank of Ukraine and the Central Bank of the Russian Federation.

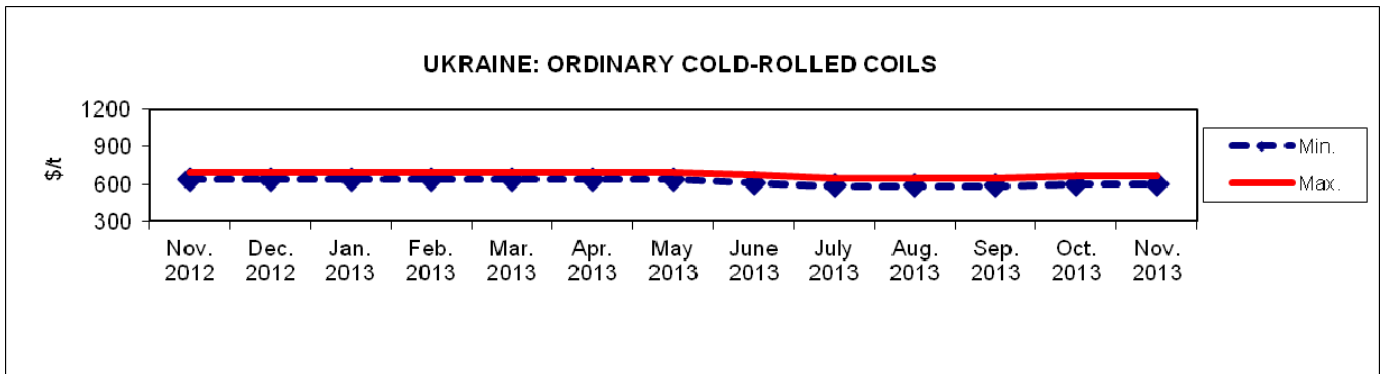


Ukrainian average maximal export prices have increased by \$5, Russian export prices have increased by \$15. ([Ukrainian Metal](#))

METALS OF UKRAINE & RUSSIA: ORDINARY COLD-ROLLED COILS, OCTOBER 2013

Month	Russian market, \$/t, \$1/RUR32.1961*		Ukrainian market, \$/t, \$1/UAH7.9898*		Export, Ukraine, \$/t, FOB Black sea ports		Export, Russia, \$/t, FOB Black sea ports	
	min	max	min	max	min	max	min	max
October	624.92	807.55	600.27	662.09	600.00	600.00	610.00	610.00
November	606.28	807.55	600.27	662.09	600.00	605.00	615.00	620.00

* - Ukrainian Hrivna and Russian Rouble exchange rates are as of 30.11.13 according to the National Bank of Ukraine and the Central Bank of the Russian Federation.



Ukrainian average maximal export prices have increased by \$5, Russian export prices have increased by \$15. ([Ukrainian Metal](#))