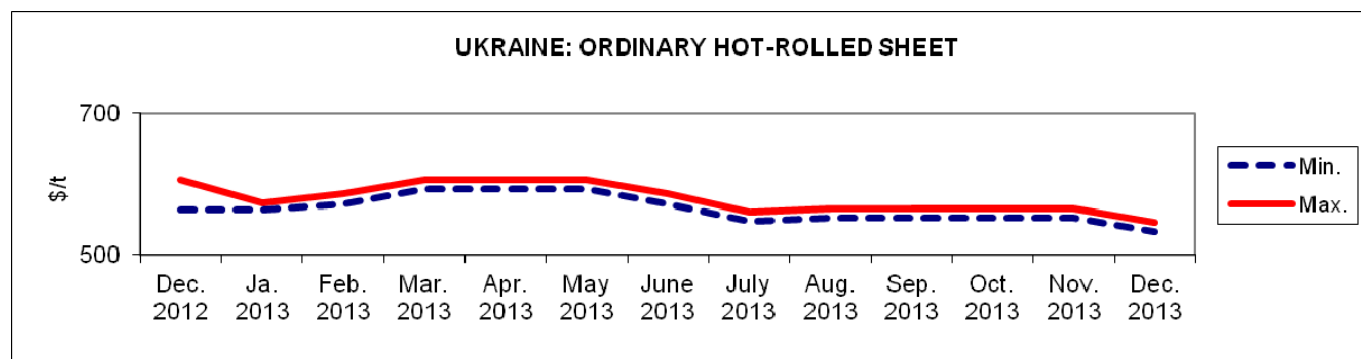


**METALS OF UKRAINE & RUSSIA: ORDINARY HOT-ROLLED SHEET, DECEMBER 2013**

Month	Russian market, \$/t, \$1/RUR32.1961*		Ukrainian market, \$/t without VAT, \$1/UAH7.9898*		Export, Ukraine, \$/t, FOB Black sea ports		Export, Russia, \$/t, FOB Black sea ports	
	min	max	min	max	min	max	min	max
November	507.83	711.51	552.58	565.72	515.00	555.00	525.00	545.00
December	481.42	711.51	532.30	545.45	525.00	555.00	530.00	540.00

\* - Ukrainian Hrivna and Russian Rouble exchange rates are as of 30.12.13 according to the National Bank of Ukraine and the Central Bank of the Russian Federation.

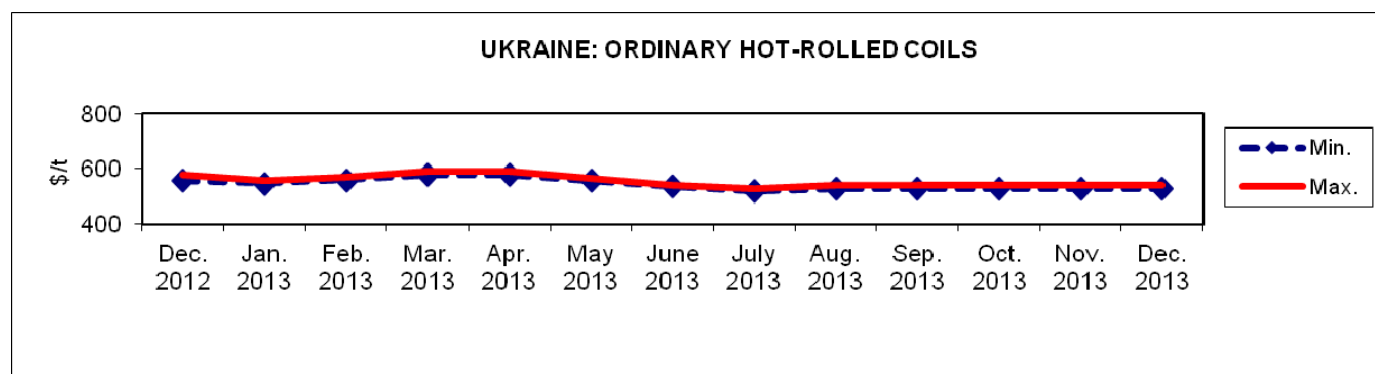


Ukrainian export prices have increased by \$10, Russian average minimal export prices have increased by \$5, while average maximal export prices have decreased by \$5. ([Ukrainian Metal](#))

**METALS OF UKRAINE & RUSSIA: ORDINARY HOT-ROLLED COILS, DECEMBER 2013**

Month	Russian market, \$/t, \$1/RUR32.1961*		Ukrainian market, \$/t, \$1/UAH7.9898*		Export, Ukraine, \$/t, FOB Black sea ports		Export, Russia, \$/t, FOB Black sea ports	
	min	max	min	max	min	max	min	max
November	558.45	683.93	529.17	539.31	515.00	525.00	525.00	545.00
December	547.27	676.48	529.17	539.31	525.00	535.00	530.00	550.00

\* - Ukrainian Hrivna and Russian Rouble exchange rates are as of 30.12.13 according to the National Bank of Ukraine and the Central Bank of the Russian Federation.



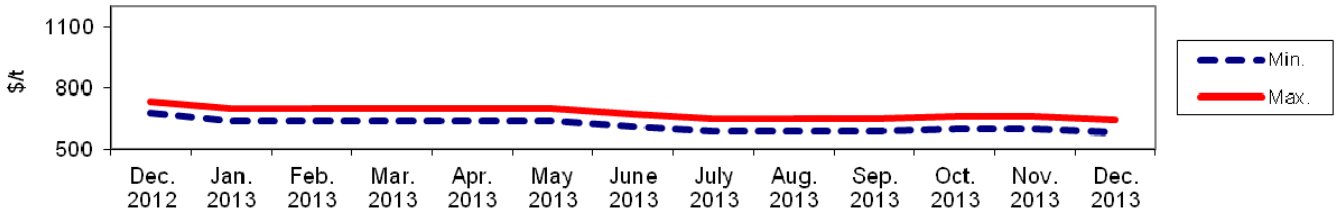
Ukrainian export prices have increased by \$10, Russian export prices – by \$5. ([Ukrainian Metal](#))

**METALS OF UKRAINE & RUSSIA: ORDINARY COLD-ROLLED SHEET, DECEMBER 2013**

Month	Russian market, \$/t, \$1/RUR32.1961*		Ukrainian market, \$/t, \$1/UAH7.9898*		Export, Ukraine, \$/t, FOB Black sea ports		Export, Russia, \$/t, FOB Black sea ports	
	min	max	min	max	min	max	min	max
November	606.28	807.55	600.27	662.09	600.00	605.00	615.00	620.00
December	606.28	807.55	579.99	641.82	600.00	605.00	610.00	615.00

\* - Ukrainian Hrivna and Russian Rouble exchange rates are as of 30.12.13 according to the National Bank of Ukraine and the Central Bank of the Russian Federation.

**UKRAINE: ORDINARY COLD-ROLLED SHEET**



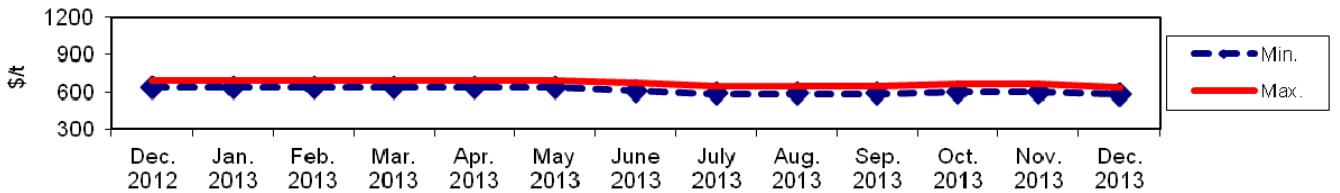
Russian export prices have decreased by \$5. ([Ukrainian Metal](#))

**METALS OF UKRAINE & RUSSIA: ORDINARY COLD-ROLLED COILS, DECEMBER 2013**

Month	Russian market, \$/t, \$1/RUR32.1961*		Ukrainian market, \$/t, \$1/UAH7.9898*		Export, Ukraine, \$/t, FOB Black sea ports		Export, Russia, \$/t, FOB Black sea ports	
	min	max	min	max	min	max	min	max
November	606.28	807.55	600.27	662.09	600.00	605.00	615.00	620.00
December	606.28	807.55	579.99	641.82	600.00	605.00	610.00	615.00

\* - Ukrainian Hrivna and Russian Rouble exchange rates are as of 30.12.13 according to the National Bank of Ukraine and the Central Bank of the Russian Federation.

**UKRAINE: ORDINARY COLD-ROLLED COILS**



Russian export prices have decreased by \$5. ([Ukrainian Metal](#))