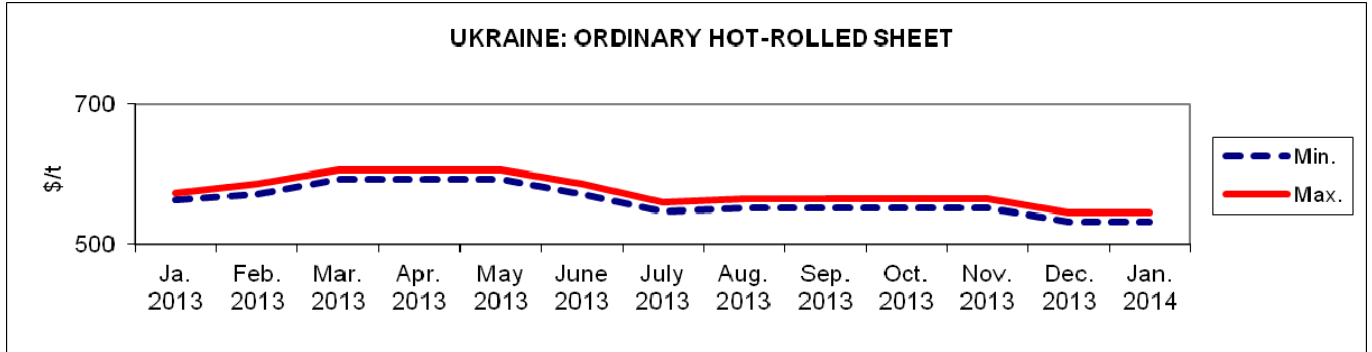


METALS OF UKRAINE & RUSSIA: ORDINARY HOT-ROLLED SHEET, JANUARY 2014

Month	Russian market, \$/t, \$1/RUR32.1961*		Ukrainian market, \$/t without VAT, \$1/UAH7.9898*		Export, Ukraine, \$/t, FOB Black sea ports		Export, Russia, \$/t, FOB Black sea ports	
	min	max	min	max	min	max	min	max
December	481.42	711.51	532.30	545.45	525.00	555.00	530.00	540.00
January	481.42	711.51	532.30	545.45	525.00	570.00	540.00	575.00

* - Ukrainian Hrivna and Russian Rouble exchange rates are as of 31.01.14 according to the National Bank of Ukraine and the Central Bank of the Russian Federation.

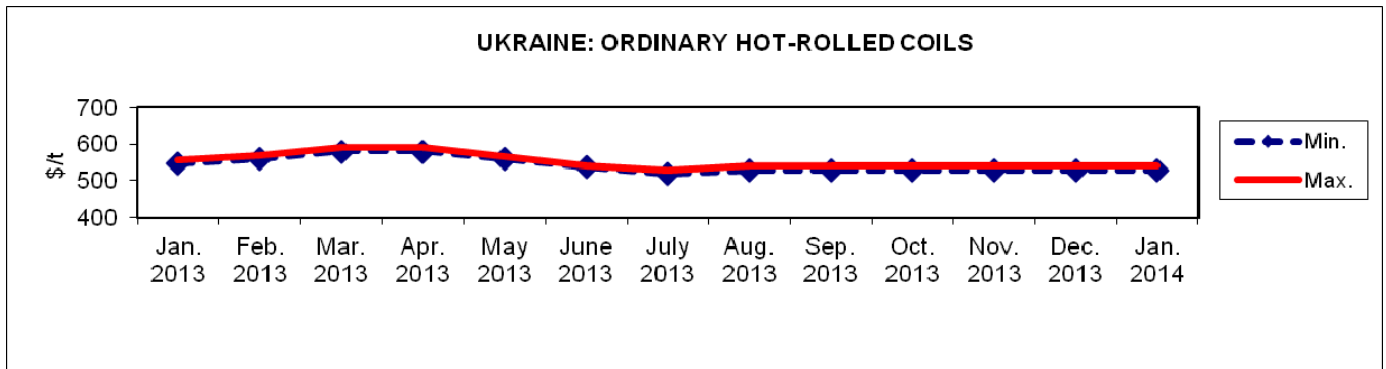


Ukrainian export prices increased by \$15, Russian export prices – by \$10-35. ([Ukrainian Metal](#))

METALS OF UKRAINE & RUSSIA: ORDINARY HOT-ROLLED COILS, JANUARY 2014

Month	Russian market, \$/t, \$1/RUR32.1961*		Ukrainian market, \$/t, \$1/UAH7.9898*		Export, Ukraine, \$/t, FOB Black sea ports		Export, Russia, \$/t, FOB Black sea ports	
	min	max	min	max	min	max	min	max
December	547.27	676.48	529.17	539.31	525.00	535.00	530.00	550.00
January	525.53	649.77	529.17	539.31	525.00	540.00	540.00	575.00

* - Ukrainian Hrivna and Russian Rouble exchange rates are as of 31.01.14 according to the National Bank of Ukraine and the Central Bank of the Russian Federation.



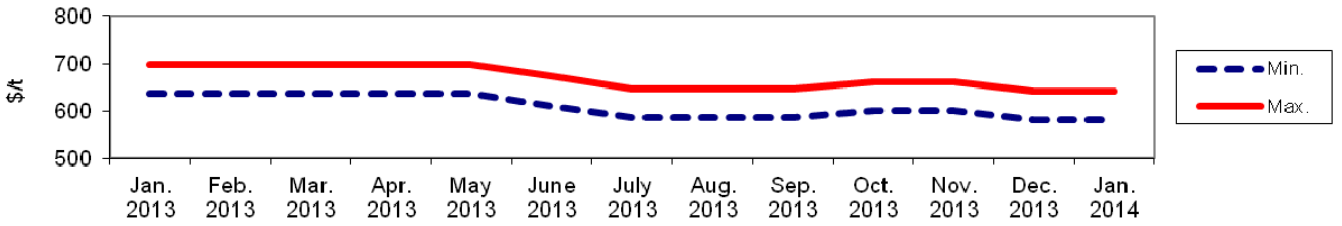
Ukrainian export prices increased by \$5, Russian – by \$10-25. ([Ukrainian Metal](#))

METALS OF UKRAINE & RUSSIA: ORDINARY COLD-ROLLED SHEET, JANUARY 2014

Month	Russian market, \$/t, \$1/RUR32.1961*		Ukrainian market, \$/t, \$1/UAH7.9898*		Export, Ukraine, \$/t, FOB Black sea ports		Export, Russia, \$/t, FOB Black sea ports	
	min	max	min	max	min	max	min	max
December	606.28	807.55	579.99	641.82	600.00	605.00	610.00	615.00
January	593.24	784.88	579.99	641.82	590.00	610.00	610.00	640.00

* - Ukrainian Hrivna and Russian Rouble exchange rates are as of 31.01.14 according to the National Bank of Ukraine and the Central Bank of the Russian Federation.

UKRAINE: ORDINARY COLD-ROLLED SHEET



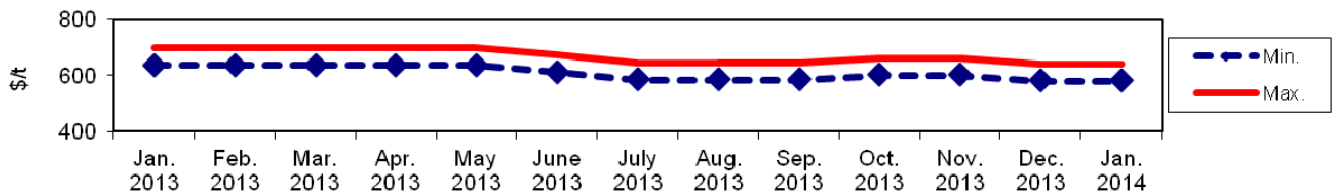
Ukrainian average minimal export prices decreased by \$10, while average maximal export prices increased by \$5. Russian average maximal export prices increased by \$25. ([Ukrainian Metal](#))

METALS OF UKRAINE & RUSSIA: ORDINARY COLD-ROLLED COILS, JANUARY 2014

Month	Russian market, \$/t, \$1/RUR32.1961*		Ukrainian market, \$/t, \$1/UAH7.9898*		Export, Ukraine, \$/t, FOB Black sea ports		Export, Russia, \$/t, FOB Black sea ports	
	min	max	min	max	min	max	min	max
December	606.28	807.55	579.99	641.82	600.00	605.00	610.00	615.00
January	593.24	784.88	579.99	641.82	590.00	610.00	610.00	640.00

* - Ukrainian Hrivna and Russian Rouble exchange rates are as of 31.01.14 according to the National Bank of Ukraine and the Central Bank of the Russian Federation.

UKRAINE: ORDINARY COLD-ROLLED COILS



Ukrainian average minimal export prices decreased by \$10, while average maximal export prices increased by \$5. Russian average maximal export prices increased by \$25. ([Ukrainian Metal](#))