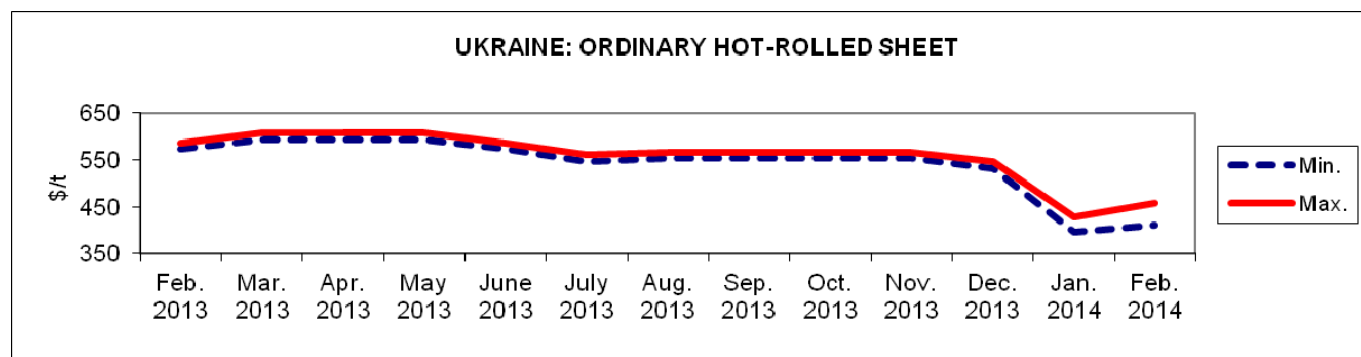


METALS OF UKRAINE & RUSSIA: ORDINARY HOT-ROLLED SHEET, FEBRUARY 2014

Month	Russian market, \$/t, \$1/RUR36.0501*		Ukrainian market, \$/t without VAT, \$1/UAH9.9863*		Export, Ukraine, \$/t, FOB Black sea ports		Export, Russia, \$/t, FOB Black sea ports	
	min	max	min	max	min	max	min	max
January	429.96	635.45	394.97	428.29	525.00	570.00	540.00	575.00
February	429.96	635.45	409.96	458.23	515.00	560.00	525.00	550.00

* - Ukrainian Hrivna and Russian Rouble exchange rates are as of 28.02.14 according to the National Bank of Ukraine and the Central Bank of the Russian Federation.

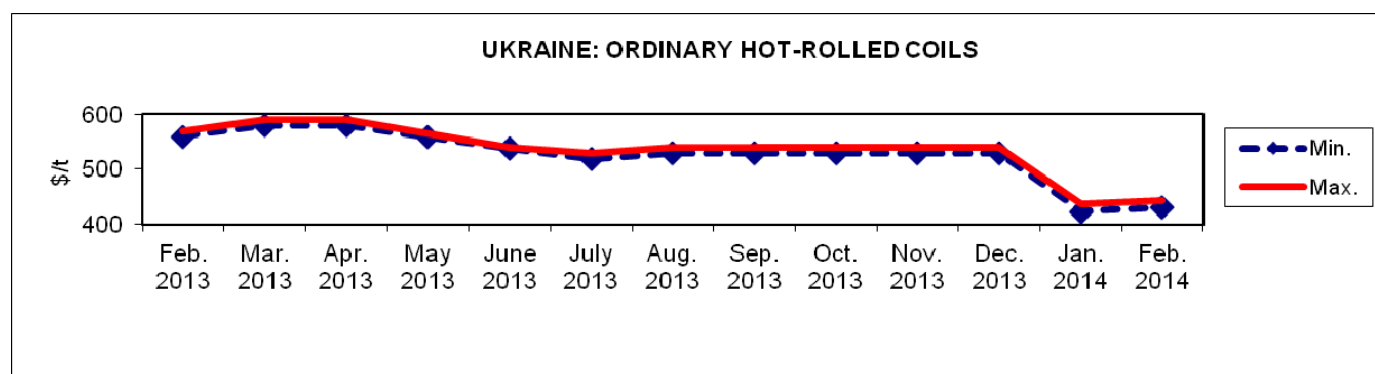


Ukrainian export prices decreased by \$10, Russian export prices – by \$15. ([Ukrainian Metal](#))

METALS OF UKRAINE & RUSSIA: ORDINARY HOT-ROLLED COILS, FEBRUARY 2014

Month	Russian market, \$/t, \$1/RUR36.0501*		Ukrainian market, \$/t, \$1/UAH7.9863*		Export, Ukraine, \$/t, FOB Black sea ports		Export, Russia, \$/t, FOB Black sea ports	
	min	max	min	max	min	max	min	max
January	469.35	580.30	423.38	437.81	525.00	540.00	540.00	575.00
February	469.35	580.30	431.62	444.31	515.00	530.00	525.00	550.00

* - Ukrainian Hrivna and Russian Rouble exchange rates are as of 28.02.14 according to the National Bank of Ukraine and the Central Bank of the Russian Federation.

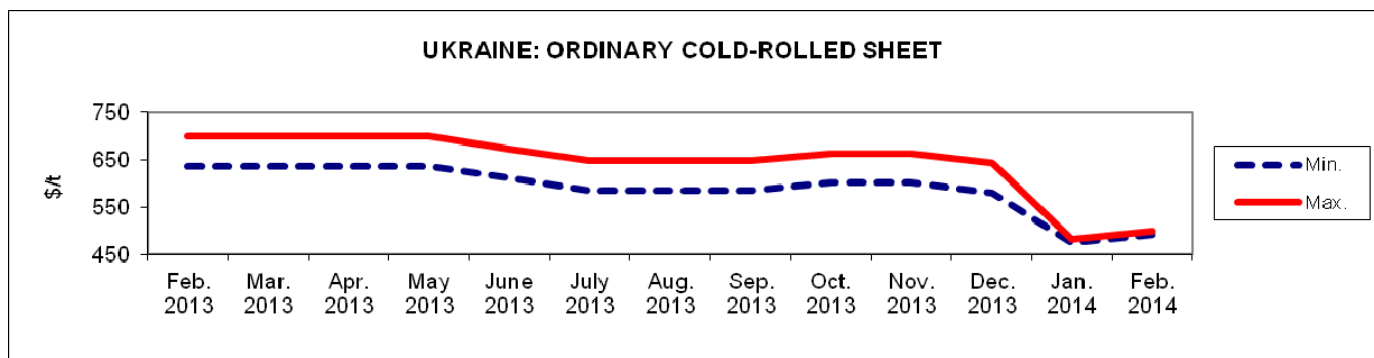


Ukrainian export prices decreased by \$10, Russian export prices – by \$15. ([Ukrainian Metal](#))

METALS OF UKRAINE & RUSSIA: ORDINARY COLD-ROLLED SHEET, FEBRUARY 2014

Month	Russian market, \$/t, \$1/RUR36.0501*		Ukrainian market, \$/t, \$1/UAH7.9863*		Export, Ukraine, \$/t, FOB Black sea ports		Export, Russia, \$/t, FOB Black sea ports	
	min	max	min	max	min	max	min	max
January	529.82	700.97	476.15	481.20	590.00	610.00	610.00	640.00
February	529.82	682.38	492.71	499.68	590.00	595.00	600.00	620.00

* - Ukrainian Hrivna and Russian Rouble exchange rates are as of 28.02.14 according to the National Bank of Ukraine and the Central Bank of the Russian Federation.

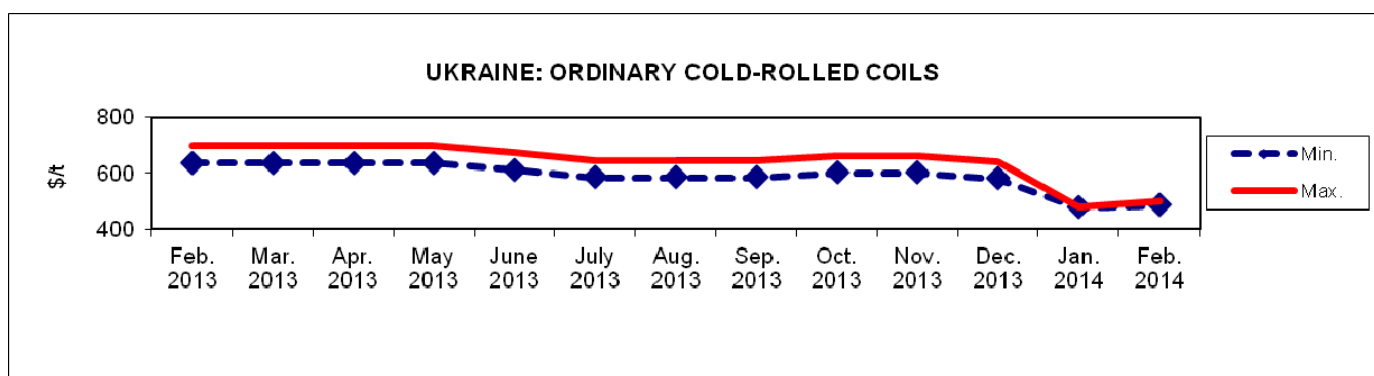


Ukrainian average maximal prices decreased by \$15, Russian export prices increased by \$10-20. ([Ukrainian Metal](#))

METALS OF UKRAINE & RUSSIA: ORDINARY COLD-ROLLED COILS, FEBRUARY 2014

Month	Russian market, \$/t, \$1/RUR36.0501*		Ukrainian market, \$/t, \$1/UAH7.9863*		Export, Ukraine, \$/t, FOB Black sea ports		Export, Russia, \$/t, FOB Black sea ports	
	min	max	min	max	min	max	min	max
January	529.82	700.97	476.15	480.91	590.00	610.00	610.00	640.00
February	529.82	682.38	486.01	499.68	590.00	595.00	600.00	620.00

* - Ukrainian Hrivna and Russian Rouble exchange rates are as of 28.02.14 according to the National Bank of Ukraine and the Central Bank of the Russian Federation.



Ukrainian average maximal prices decreased by \$15, Russian export prices increased by \$10-20. ([Ukrainian Metal](#))